


UNIT 5: ENDING BLENDS + R-CONTROLLED VOWELS

Guided Phonics + Beyond BURST



©Tara West Little Minds at Work



A NOTE FROM TARA WEST

These routines are aligned to the Guided Phonics + Beyond Curriculum. The Guided Phonics + Beyond Curriculum was written with special detail to every lesson and every included component. The curriculum was designed to include the best practices for the Science of Reading. These aligned routines will offer teachers using the Guided Phonics + Beyond Curriculum, an aligned component to use with students during the small-group block, whole-group instruction, or intervention groups. However, it should be noted that a teacher does not need to follow the Guided Phonics + Beyond Curriculum with fidelity in order to use these routines. This unit of routines cover UNIT 5 of the Guided Phonics + Beyond Curriculum. UNIT 5 is designed to give students a solid foundation in ending blends, r-controlled, and silent letter words. Within this unit you will find a detailed scope and sequence in which the routines follow. Each routine is noted with the Guided Phonics + Beyond Curriculum lesson number it pairs with. The routines are designed to be teacher-led as to offer direct support for students. All routines include a matching instructional card to follow. The routines vary from hands-on and engaging to oral drills. The unit also includes printables and centers. These printables and centers can be used for whole-group instruction, morning work, early finishers, for your small-group instruction, and, of course, for independent literacy centers.

BULLET POINT COMPONENTS

- ☐ detailed scope and sequence
- ☐ detailed visual overview
- ☐ 20 aligned routines
- ☐ 20 routines instructional cards
- ☐ organizational labels
- ☐ print tips video

INCLUDED ROUTINES

1. Successive Blending
2. Continuous Blending
3. Guided Sentence Strips
4. Map and Blend
5. Say, Tap, Map, Build, Write
6. Sentence Expanders
7. Word Chaining Drills
8. Phonological Awareness Drills
9. Dictation Drills
10. Orthographic Word Mapping Drills
11. Comprehension Strips
12. Vowel Stick Drills
13. Hard/Soft Stick Drills
14. Vowel Identification Cards
15. Decodable Passages
16. Decodables Drill Sheets
17. Whole-Word Reading Drills
18. Phonics Puzzles
19. Hands-On and Engaging Centers
20. At-Home Connection Printables



The ideas and practices for Science of Reading is amazing for teachers and of course students. The research and best practices are ever changing. If you feel there is best practice, I should implement within the Guided Phonics + Beyond Curriculum you can let me know by emailing [HERE](#).

OVERVIEW VIDEO

Click [HERE](#) to view a detailed overview video of the unit.

PRINTING TIPS

Click [HERE](#) to view a detailed printing tips video. Be sure to download, open, and print from [Adobe Reader](#).

MATERIALS LIST

View my Amazon shop [HERE](#) (click Amazon Shop at the top) for a visual shopping list of the teaching accessories and organization you see in this packet.

CONTACT WITH ME

I would love to connect with you! Find me here:

[Email](#)
[Website](#)
[Instagram](#)
[Facebook](#)
[Facebook Group](#)
[Teachers Pay Teachers](#)


CLICKABLE CONTENTS

<u>BURST Overview</u>	<u>Visual BURST Overview</u>	<u>Scope and Sequence</u>	<u>Organization Labels</u>	<u>BURST Routine Cards</u>
<u>Routine 1: Successive Blending</u>	<u>Routine 2: Continuous Blending</u>	<u>Routine 3: Guided Sentence Strips</u>	<u>Routine 4: Map and Blend</u>	<u>Routine 5: Say, Tap, Map, Build, Write</u>
<u>Routine 6: Sentence Expanders</u>	<u>Routine 7: Word Chaining + Dictation Drills</u>	<u>Routine 8: Phonemic Awareness Drills</u>	<u>Routine 9: Dictation Drills</u>	<u>Routine 10: Orthographic Word Mapping Drills</u>
<u>Routine 11: Comprehension Strips</u>	<u>Routine 12: Vowel Stick Drills</u>	<u>Routine 13: R-Controlled/ Silent Sounds Stick Drills</u>	<u>Routine 14: Word Identification Cards</u>	<u>Routine 15: Decodable Passages</u>
<u>Routine 16: Decodable Drill Sheets</u>	<u>Routine 17: Whole-Word Reading Drills</u>	<u>Routine 18: Phonics Puzzles</u>	<u>Routine 19: Hands-On and Engaging Centers</u>	<u>Routine 20: At-Home Connection Printables</u>



INCLUDED COMPONENTS

Routine 1: Successive Blending



Routine 2: Continuous Blending



Routine 3: Guided Sentence Strips



Routine 4: Map and Blend



Routine 5: Say, Tap, Map, Build, Write



Routine 6: Sentence Expanders



Routine 7: Word Chaining Drills



Routine 8: Phonemic Awareness Drills



Routine 9: Dictation Drills



Routine 10: Word Mapping Drills



Routine 11: Comprehension Strips



Routine 12: Vowel Stick Drills



Routine 13: R-Controlled/Silent Sounds



Routine 14: Word Identification Cards



Routine 15: Decodable Passages



Routine 16: Decodable Drill Sheets



Routine 17: Whole-Word Reading Drills



Routine 18: Phonics Puzzles



Routine 19: Hands-On + Engaging Centers



Routine 20: At-Home Connection Printables



LESSON	UNIT 5: Ending Blends + R-Controlled Vowels			
	PHONEMIC AWARENESS	PHONICS SKILL(S)	DECODABLE HIGH FREQUENCY WORDS	IRREGULAR HIGH FREQUENCY WORDS
1	Addition, Deletion, Substitution	-ft, -ld, -lp	left, help	would♥, could♥, should♥
2	Addition, Deletion, Substitution	-lf, -lk, -lt	milk	
3	Addition, Deletion, Substitution	-nd, -nt, -mp	land, jump, went	find♥, kind♥
4	Addition, Deletion, Substitution	-sk, -st, -sp	ask, best, fast, just, last, list, must	want♥
5	Addition, Deletion, Substitution	-pt, -lm, -ct, -xt	next	
6	Addition, Deletion, Substitution	ending -all	small, call, fall, shall	
7	Addition, Deletion, Substitution	endings -ull, -oll	pull, full	
8	Addition, Deletion, Substitution	endings -nk	think, thank	
9	Addition, Deletion, Substitution	endings -ng	bring, king, thing, long, song	along♥
10	Addition, Deletion, Substitution	ar	start, far, warm, part	
11	Addition, Deletion, Substitution	or		work♥, word♥, world♥
12	Addition, Deletion, Substitution	er	after, under, over, better	other♥, mother♥, water♥
13	Addition, Deletion, Substitution	ir	first	
14	Addition, Deletion, Substitution	ur, ure	hurt	sure♥, picture♥
15	Addition, Deletion, Substitution	oar (roar), oor (door)		
16	Addition, Deletion, Substitution	our (pour), ore (chore)	four, before	
17	Addition, Deletion, Substitution	air (fair), ear (pear), are (rare)		where♥
18	Addition, Deletion, Substitution	eer (deer), ear (rear)		there♥, their♥
19	Addition, Deletion, Substitution	r-controlled review		they're♥
20	Addition, Deletion, Substitution	schwas		
21	Addition, Deletion, Substitution	schwas		
22	Addition, Deletion, Substitution	kn, gn (/n/)		know♥
23	Addition, Deletion, Substitution	wr (/r/), mb (/m/)	write	
24	Addition, Deletion, Substitution	ph (/f/)		
25	Addition, Deletion, Substitution	silent sounds review		knew♥




Guided Phonics + Beyond **BURST**




Guided Phonics + Beyond **BURST**

Guided Phonics + Beyond




BURST

Guided Phonics + Beyond



BURST

Guided Phonics + Beyond



BURST



Guided Phonics + Beyond

**Successive
Blending**



Guided Phonics + Beyond

**Continuous
Blending**



Guided Phonics + Beyond

**Guided Sentence
Strips**



Guided Phonics + Beyond

Map and Blend



Guided Phonics + Beyond

**Say, Tap, Map,
Build, Write**



Guided Phonics + Beyond

**Sentence
Expanders**



Guided Phonics + Beyond

**Word Chaining +
Dictation Drills**



Guided Phonics + Beyond

**Phonemic
Awareness Drills**



Guided Phonics + Beyond

Dictation Drills



Guided Phonics + Beyond

**Comprehension
Strips**



Guided Phonics + Beyond

**R-Controlled/Silent
Sounds Stick Drills**



Guided Phonics + Beyond

**Decodable
Passages**



Guided Phonics + Beyond

**Orthographic Word
Mapping Drills**



Guided Phonics + Beyond

Vowel Stick Drills



Guided Phonics + Beyond

Word ID Cards



Guided Phonics + Beyond

**Decodable
Drill Sheets**



Guided Phonics + Beyond

**Whole-Word
Reading Drills**



Guided Phonics + Beyond

**Hands-On and
Engaging Centers**



Guided Phonics + Beyond

Phonics Puzzles




Guided Phonics + Beyond

**At-Home
Connections**

UNIT 5: BLENDS+R-CONTROL

Guided Phonics + Beyond

BURST ROUTINES



©Tara West Little Minds at Work

ACTIVITY 1



Overview:

Successive blending provides students a modified approach to blending. This strategy is beneficial for students that need blending confidence or generate incorrectly while blending. (e.g., /s/, /i/, /f/, /t/; sift)

Implementation:

Students will identify the individual sounds in a word one-by-one. Next, students will blend the first 2-3 sounds together. Then, state the final sound and blend the word back together.

In Practice:

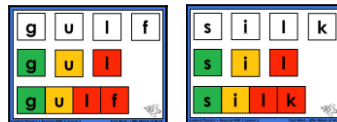
Diagram illustrating the successive blending process for the word "lift":

Individual sounds: /l/, /i/, /f/, /t/

Blending steps:

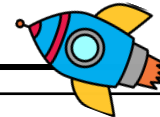
- l i f " /l/, /i/, /f/; /lif/ "
- l i f t " /t/; lift "

Material:



BURST

ACTIVITY 2



Overview:

Continuous blending provides students a scaffolded approach to blending multisound words. Students will continue to blend/sound out the word without stopping. Stop sounds get more breath for the 2-3 seconds.

Implementation:

Students will hold the first sound for 2-3 seconds, blend to the second sound and hold that for 2-3 seconds. Then, students continue blending to the final sound and put the word back together.

In Practice:

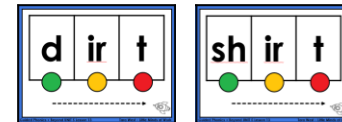
Diagram illustrating the continuous blending process for the word "march":

Individual sounds: /mmm/, /ar/, /ch/

Blending steps:

- m ar ch
- >
- " /mmm/, /arr/, /ch/; march "

Material:



BURST

ACTIVITY 3



Overview:

Guided Sentence Strips provide students a modified approach to decoding short decodable phrases. Students will discriminate between decodable and irregular words as they read through the short phrase strips.

Implementation:

Students will decode the sentence strip. As they come to a decodable (blue) word, students will stretch the sounds and blend the word back together. Students will reread for fluency.

In Practice:

Turn that knob.

• • • • •

"/T/, /er/, /n/, Turn; /th/, /a/, /t/, that; /n/, /o/, /b/, knob."

"Turn that knob."

Material:

Start your car.

Work on this fort.

BURST

ACTIVITY 4



Overview:

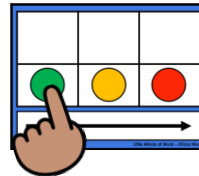
Map and Blend is a fundamental best practice for helping students achieve automaticity in blends and r-controlled words. Students will have a guided approach of the color-coded dots to assist them in mapping.

Implementation:

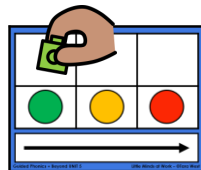
Students listen for the word. Students repeat the word. Next, students tap each color dot for the sounds in the word. Then, students map the word with cubes. Lastly, students blend the word.

In Practice:

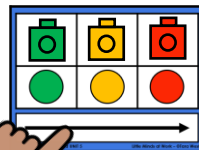
limb



"/l/, /i/, /m/"

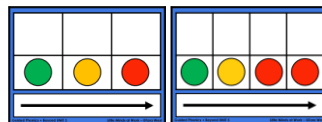


"/l/, /i/, /m/"



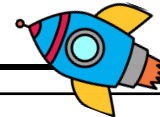
"limb"

Material:



BURST

ACTIVITY 5



Overview:

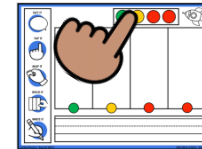
Say, Tap, Map, Build, Write provides students a hands-on experience of mapping, building, and writing words. Students will be led by the teacher on what word they'll be working with. This activity can be an everyday staple.

Implementation:

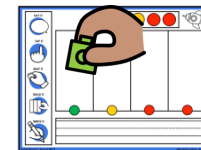
Students will repeat the word given by the teacher. Students then tap the sounds in the word. Next, students build the word using the letter cards. Finally, students blend and write the word.

In Practice:

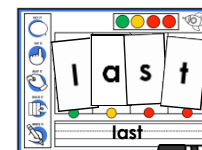
last



"/l/, /a/, /s/, /t/"

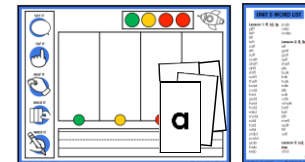


"/l/, /a/, /s/, /t/"



"l-a-s-t; last"

Material:



BURST

ACTIVITY 9



Overview:

Dictation Drills provide students the opportunity to move from sound to print in a guided and scaffolded approach. Students will listen to oral directions as they write matching skill-based words and two phrases.

Implementation:

Students will write the skill-based words orally provided by the teacher. Then, students will write the matching phrases stated.

In Practice:

"call, hall, wall, small, ball, fall"

Name: _____ Dictation Practice

call	hall	wall
small	ball	fall

"Did he fall?"

Did he fall? _____

"That is a small ball!"

That is a small ball! _____

Material:



BURST

ACTIVITY 10




Overview:

Orthographic Word Mapping is an essential component to a Science of Reading-based classroom. Mapping is a way for students to make letter-to-sound connections and become fluent in skill-based words.

Implementation:



Students will listen to the word given. Next, students will repeat the word and count the sounds they hear. Next, students map each sound in the word. Finally, students write the word.

In Practice:



"/v/, /e/, /b/; verb"

Material:



BURST

ACTIVITY 11



Overview:

Comprehension strips provide students a low decodable workload to practice comprehension. Students will read a single sentence to apply the comprehension. Students will tap at each word as they read through the sentence.

Implementation:

Students read through the decodable sentence word-by-word. Next, they will view the two images and decide which image matches the sentence. Students will cover the matching image.

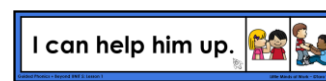
In Practice:



"The lamb is white."




Material:



BURST

ACTIVITY 12



Overview:

Vowel Stick Routines provide students with an engaging way to practice vowel discrimination. Students will process the orally provided word, then discriminate the given vowel in that word.

Implementation:


Students listen to the skill-based word. They repeat the word back to process it orally. Next, students discriminate the given vowel. Lastly, students hold up the matching vowel stick.

In Practice:


"I will state a vowel sound. You'll show the matching vowel stick."

ă	ě	ĩ	õ	ũ
---	---	---	---	---

"I will state a word. You'll show the matching vowel stick."

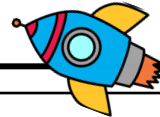


Material:



BURST

ACTIVITY 13



Overview:

R-Controlled/Silent Sounds Routines provide students with an engaging way to practice r-controlled/silent sounds discrimination. Students will process the orally provided word, then discriminate the given sound in that word.

Implementation:

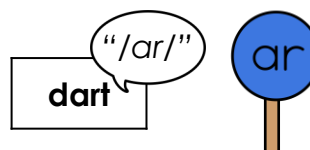
Students listen to the skill-based word. They repeat the word back to process it orally. Next, students discriminate the given sound. Lastly, students hold up the matching stick to identify the sound.

In Practice:

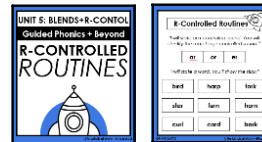
"I will state a sound. You'll show the matching r-controlled stick."

ar	or	er
----	----	----

"I will state a word. You'll show the matching r-controlled stick."




Material:



BURST

ACTIVITY 14




Overview:

Word Identification Cards provide students with an opportunity to show mastery in encoding and decoding. Identifying correct words shows that students understand decoding and encoding skill-based words.

Implementation:

Students will state the picture name. Then, students will decode both words under the picture. Finally, students will identify the correct word and cover it.

In Practice:



"/n/, /e/, /s/, /t/"

nest

vest

Material:



BURST

ACTIVITY 15



Overview:

Decodable Passages are an essential component in a Science of Reading-based classroom. The passages allow students to read decodable and irregular words in context. Simplified passages offer opportunities for fluency.

Implementation:

Students will read through the decodable passage. Then, students will illustrate a matching picture for comprehension. Optional: Have students circle skill-based words.

In Practice:

Grace went to band camp. She would play the drum. She hit it with a thump.

"She would play the drum."



Material:

Name: _____ Fran is a nice kid. She can help her mom lift the raft and place it in the truck.	Name: _____ I will dress my elf. It has on a little belt and a hat. It sits on the quilt on my bed.
--	--

BURST

ACTIVITY 16



Overview:

Decodable Drills are an essential component in a Science of Reading-based classroom. Decoding drills lower the decodable workload so that students can show their fluency without the need for irregular words.

Implementation:

Students will decode each word sound-by-sound. Next, students will blend the word back together. *If students show the ability, encourage students to whole-word read the words.

In Practice:

Name: _____		
Decodable Words Set #1		
held	gulp	yelp
left	raft	theft
mold	swift	pulp
left	soft	bold


"/g/, /u/, /l/, /p/"
"gulp"

Material:

shelf	sulk	wheelk	font	glint	blimp
bulk	wilt	felt	lent	fund	mint
golf	self	milk	dump	limp	slant
silk	quilt	elf	tend	pond	end

BURST

ACTIVITY 17



Overview:

Whole-Word Reading Routines provide students a scaffolded approach to moving from sound-by-sound reading to whole-word reading. This is crucial for early readers to move towards fluency when ready.

Implementation:

Students will study the word. Then, students will silently stretch the word in their head (if needed). Finally, students will state the word. "Look, think, say" will encourage students to build fluency.


In Practice:

Look	Think	Say

rest

"I stretched the word in my head, rest."

Material:



BURST

ACTIVITY 18



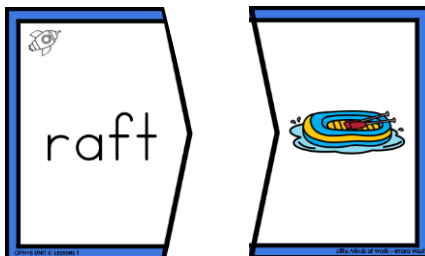
Overview:

Phonics Puzzles provide students a fun + engaging activity to practice decoding sounds together in skill-based words. Students will decode the phonics-based word and match it to the picture.

Implementation:

Students will decode the word. Then, students will match the word to the corresponding picture. Students will reread the word for fluency.

In Practice:



"/r/, /a/, /f/, /t/; raft"

Material:



BURST

ACTIVITY 19




Overview:

Hands-on and Engaging Games provide students an interactive approach to apply the given skills. Students will take directions from the teacher as they spin, cover, write, and search.

Implementation:

Students will listen as the teacher reads the game's directions. Students will watch as the teacher models how to play the game. The teacher will use an "I do, we do, you do" approach.

In Practice:



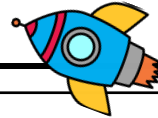
"I landed on raft. I will cover /r/, /a/, /f/, /t/, raft."

Material:



BURST

ACTIVITY 20



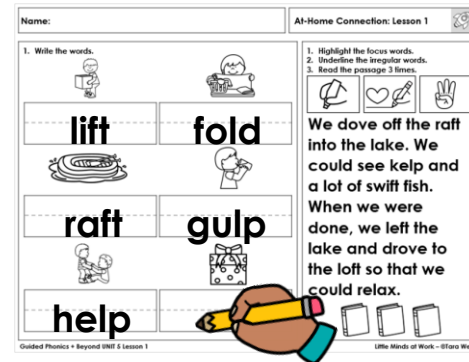
Overview:

At-Home Connection Printables provide students an interactive approach to apply the given skills at home. Students will take directions from an adult at home as they read, highlight, and write skill-based words.

Implementation:

Students will listen as an adult guides them through each section of the engaging sheet. Students will write skill-based words. Then, students will read a skill-based passage.

In Practice:



Material:

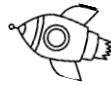


BURST

l e f t

l e f

l e f t



r a f t

r a f

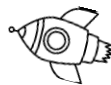
r a f t



g u l p

g u l

g u l p



y e l p

y e l

y e l p



g u l f

g u l

g u l f



s i l k

s i l

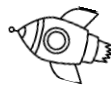
s i l k



f e l t

f e l

f e l t



t i l t

t i l

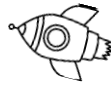
t i l t



f u n d

f u n

f u n d



h i n t

h i n

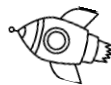
h i n t



l u m p

l u m

l u m p



p u n t

p u n

p u n t



c o s t

c o s

c o s t



d i s k

d i s

d i s k



w i s p

w i s

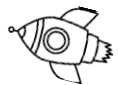
w i s p



r u s t

r u s

r u s t



k e p t

k e p

k e p t



f a c t

f a c

f a c t



f i l m

f i l

f i l m



n e x t

n e x

n e x t



b

ar

k

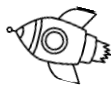
b

ar

b

ar

k



m

ar

ch

m

ar

m

ar

ch



ch

ar

m

ch

ar

ch

ar

m



t

ar

t

t

ar

t

ar

t



f

or

k

f

or

f

or

k



p

or

ch

p

or

p

or

ch



f

or

th

f

or

f

or

th



sh

or

t

sh

or

sh

or

t



h

er

d

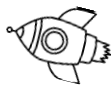
h

er

h

er

d



p

er

k

p

er

p

er

k



v

er

b

v

er

v

er

b



t

er

m

t

er

t

er

m



th

ir

d

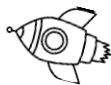
th

ir

th

ir

d



b

ir

ch

b

ir

b

ir

ch



qu

ir

k

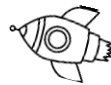
qu

ir

qu

ir

k



f

ir

m

f

ir

f

ir

m



ch

ur

n

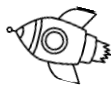
ch

ur

ch

ur

n



t

ur

f

t

ur

t

ur

f



b

ur

n

b

ur

b

ur

n



h

ur

l

h

ur

h

ur

l



kn

o

t

kn

o

kn

o

t



gn

ar

l

gn

ar

gn

ar

l



kn

o

ck

kn

o

kn

o

ck



gn

a

sh

gn

a

gn

a

sh



wr

e

n

wr

e

wr

e

n



l

i

mb

l

i

l

i

mb



wr

e

ck

wr

e

wr

e

ck



th

u

mb

th

u

th

u

mb



ph

ā

s

ph

ā

ph

ā

s

e



ph

ō

n

ph

ō

ph

ō

n

e



g

r

a

ph

g

r

a

g

r

a

ph



m

or

ph

m

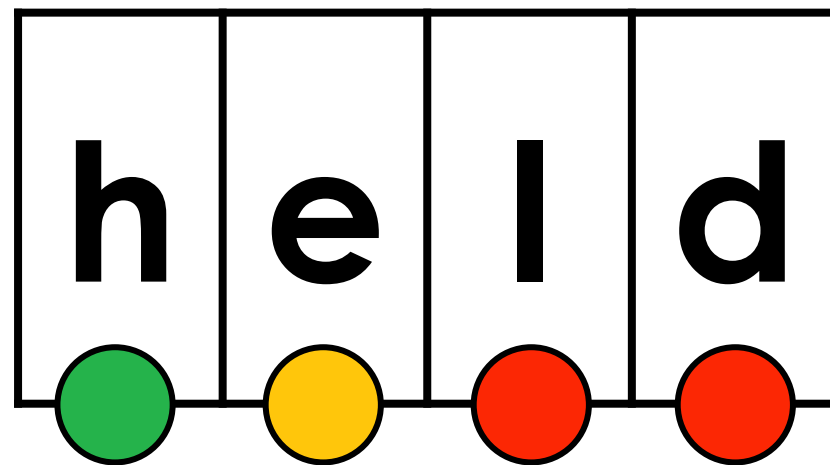
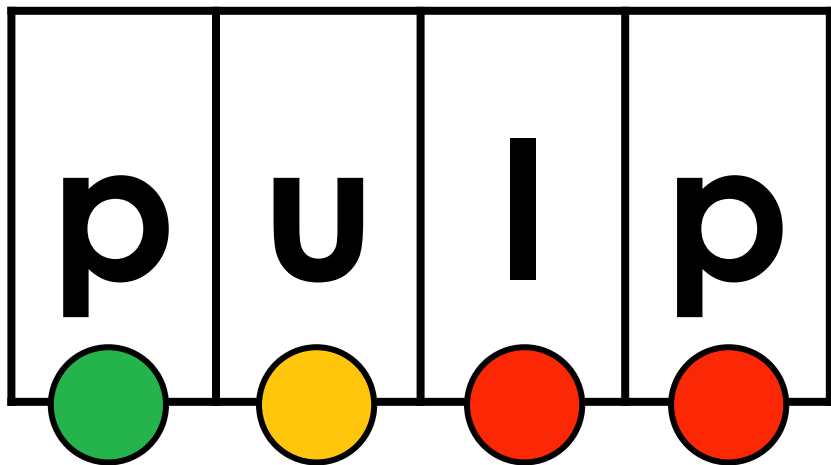
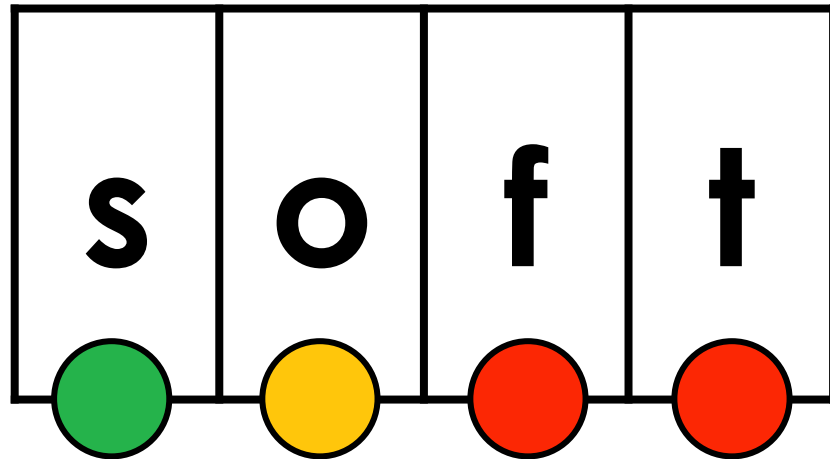
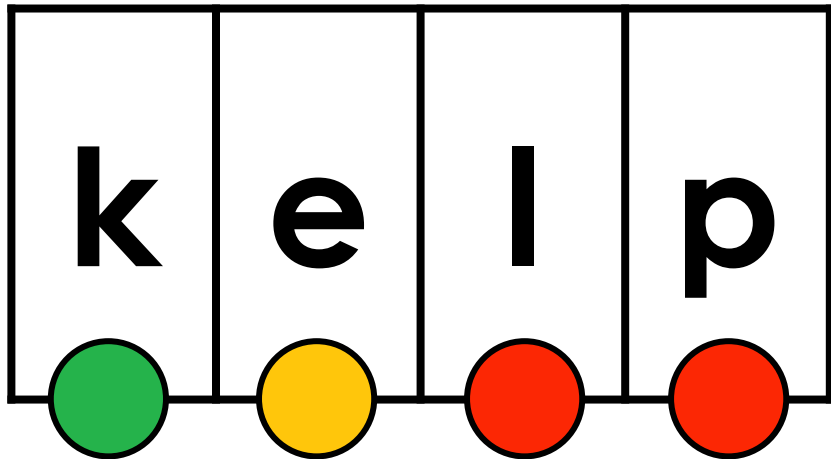
or

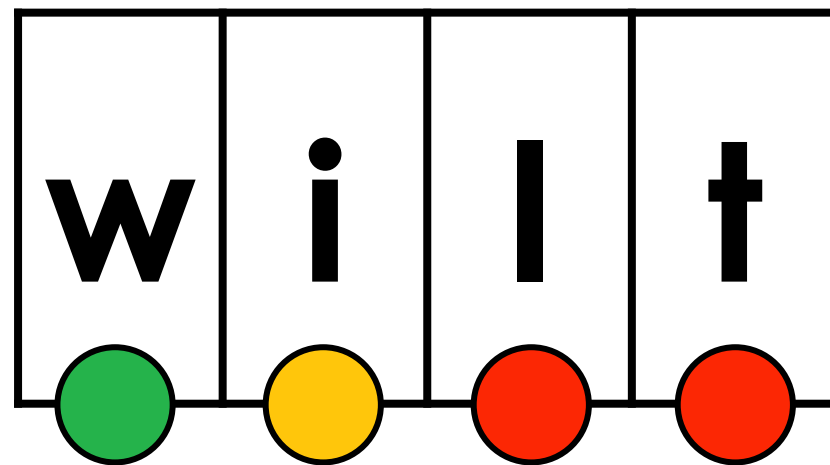
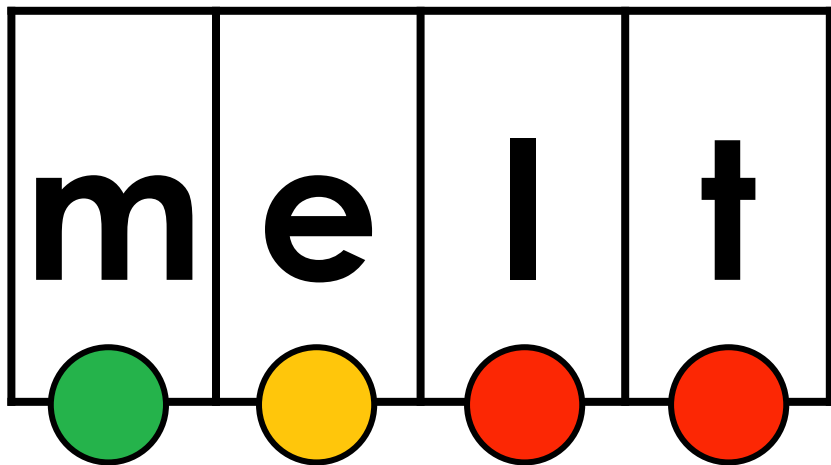
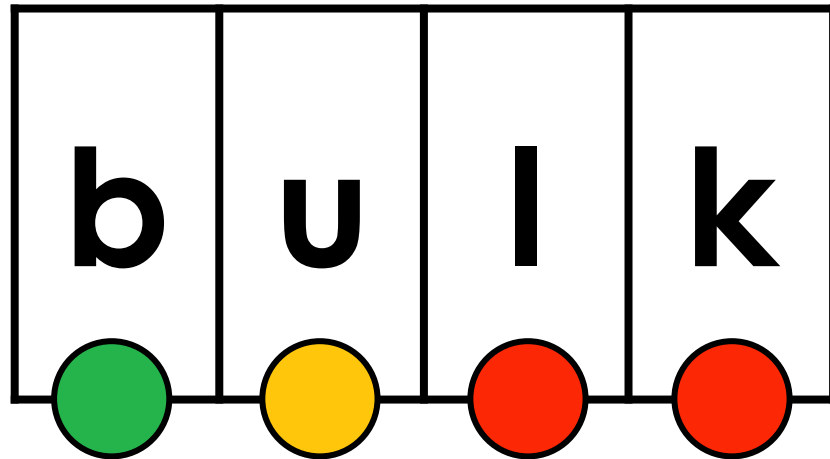
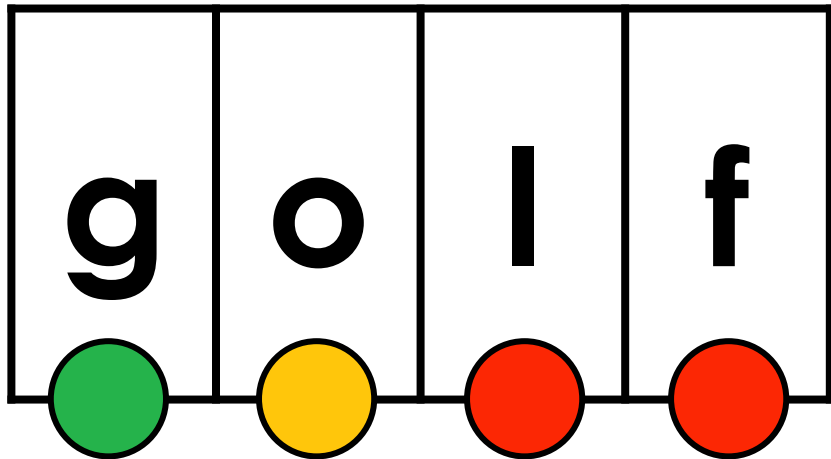
m

or

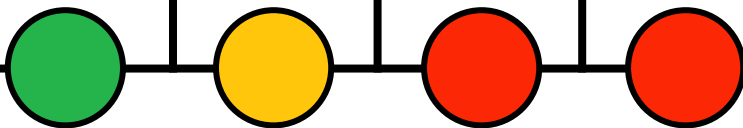
ph



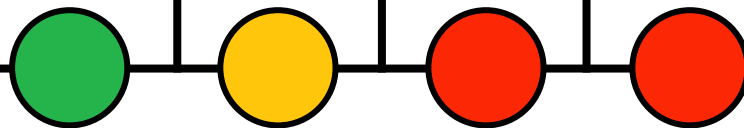




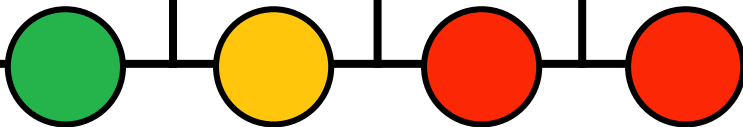
d e n t



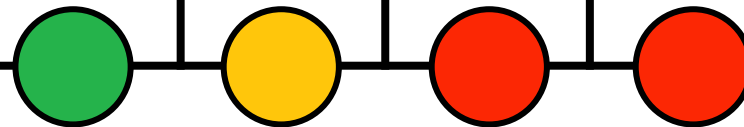
t e n d


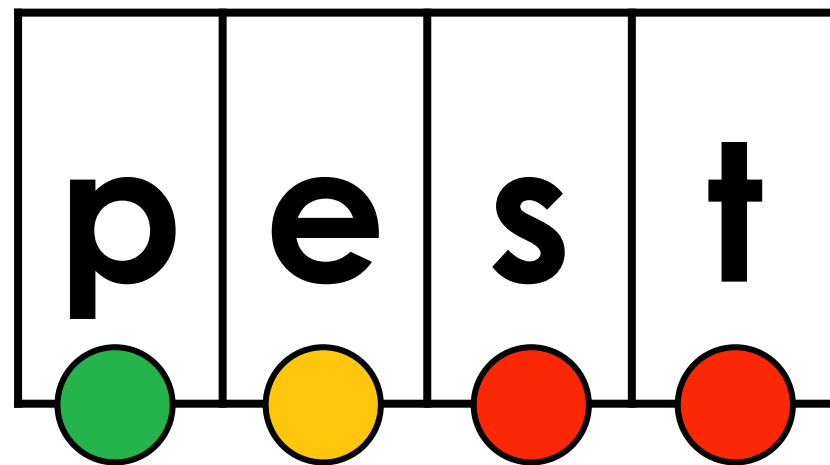

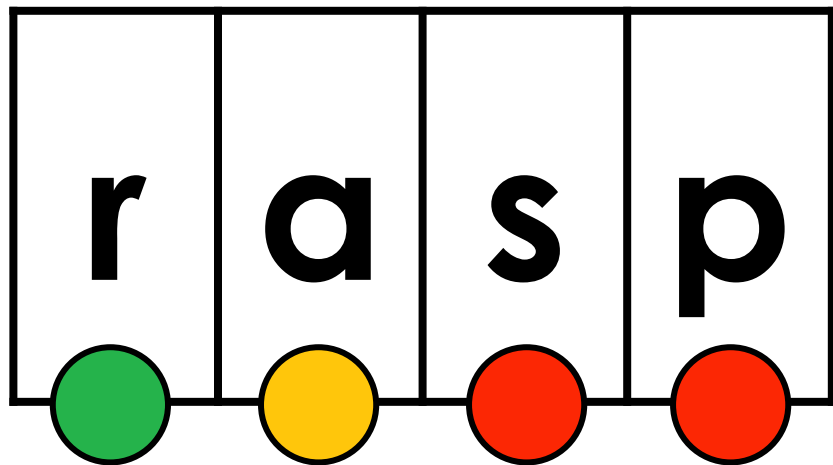

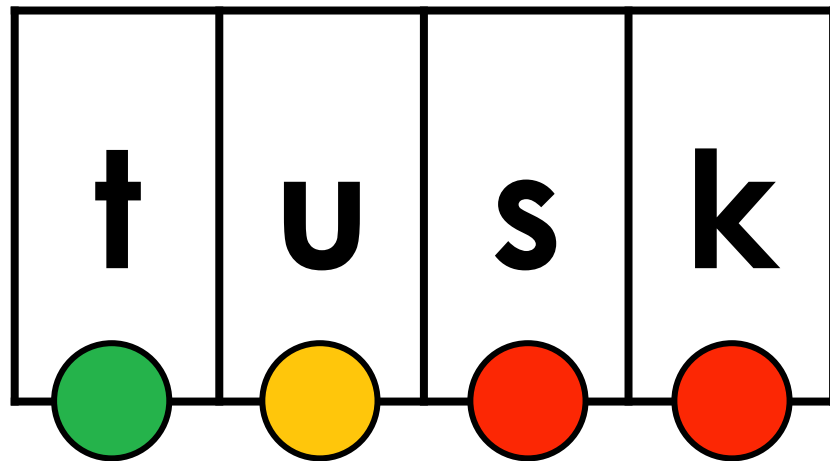

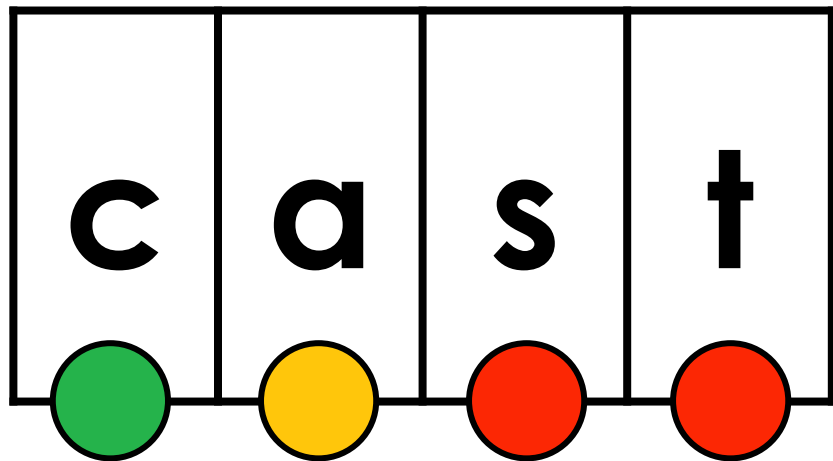


p u m p

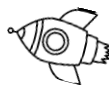
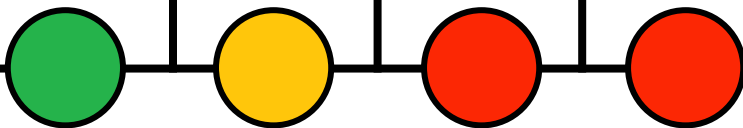


l i m p

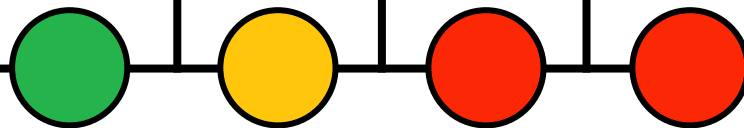




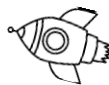
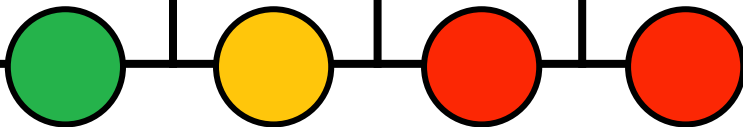
n e x t



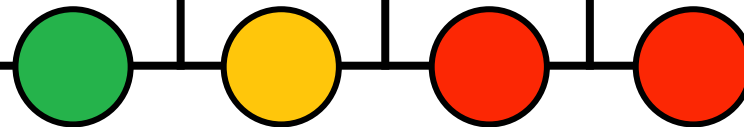
p a c t



f i l m





w e p t



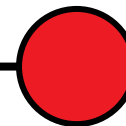
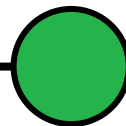
h

all





f

all



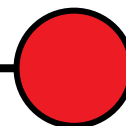

m

all




c


all




g ull




t oll






d ull



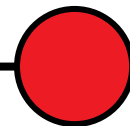

r oll





ch unk





th ink





h onk



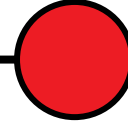

m ink



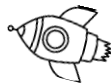


w ing



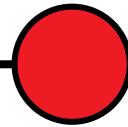

l ung



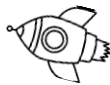


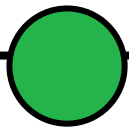
b ang



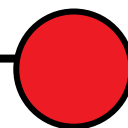
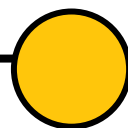
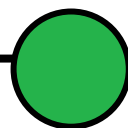
f ang






h ar m






h ar sh





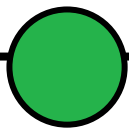
m ar sh



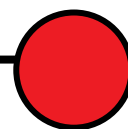
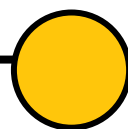
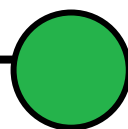
l ar k






n or m



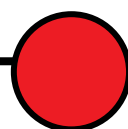
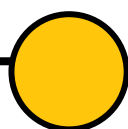

t or ch



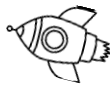


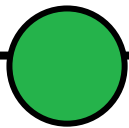
n or th



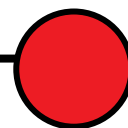
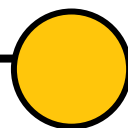

s or t






h er d



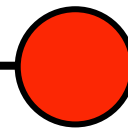
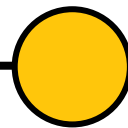
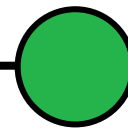
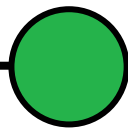
p er m







or d er

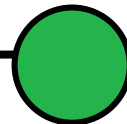
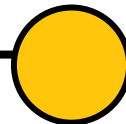
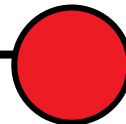


c l er k







d	ir	t
		







sh	ir	t
		



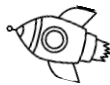


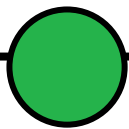
ch	ir	p
		



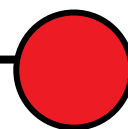
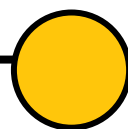

b	ir	d
		






b l ur



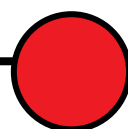
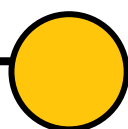

l urch



h ur t





t urn



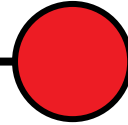

b

oar





s

oar





p

oor




d

oor



f **our**



p **our**






sh **ore**



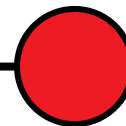

ch **ore**





ch air





h air






w are



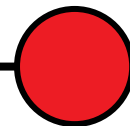

d are





sh eer





p eer



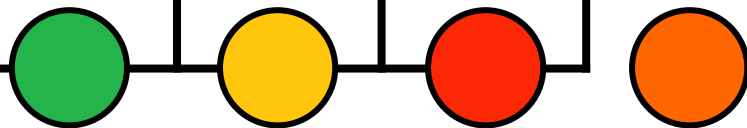
r ear



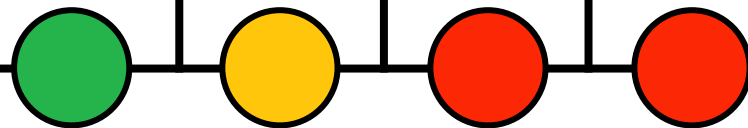
y ear



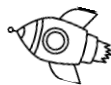
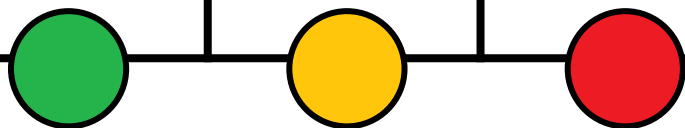
kn i f e



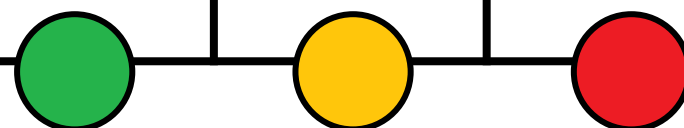
kn e l t



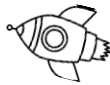


gn ar l





gn a t






wr ong



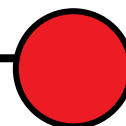
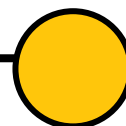

wr ing



wr a p




wr e n




ph a s e




g r a ph



m or ph



ph o n e



I should **help** **him**.



Guided Phonics + Beyond UNIT 5: Lesson 1

Little Minds at Work – ©Tara West

I **felt** a little **sick**.



Guided Phonics + Beyond UNIT 5: Lesson 2

Little Minds at Work – ©Tara West

Find the **ramp**.



Guided Phonics + Beyond UNIT 5: Lesson 3

Little Minds at Work – ©Tara West

I want to be last.



Guided Phonics + Beyond UNIT 5: Lesson 4

Little Minds at Work – ©Tara West

I am next in line.



Guided Phonics + Beyond UNIT 5: Lesson 5

Little Minds at Work – ©Tara West

She shall call me.



Guided Phonics + Beyond UNIT 5: Lesson 6

Little Minds at Work – ©Tara West

The bag is so full.



Guided Phonics + Beyond UNIT 5: Lesson 7

Little Minds at Work – ©Tara West

Fill up the sink.



Guided Phonics + Beyond UNIT 5: Lesson 8

Little Minds at Work – ©Tara West

Sing me a song.



Guided Phonics + Beyond UNIT 5: Lesson 9

Little Minds at Work – ©Tara West

Start your car.



Guided Phonics + Beyond UNIT 5: Lesson 10

Little Minds at Work – ©Tara West

Work on this fort.



Guided Phonics + Beyond UNIT 5: Lesson 11

Little Minds at Work – ©Tara West

I am under water.



Guided Phonics + Beyond UNIT 5: Lesson 12

Little Minds at Work – ©Tara West

Were you first?



Guided Phonics + Beyond UNIT 5: Lesson 13

Little Minds at Work – ©Tara West

Surf the wave.



Guided Phonics + Beyond UNIT 5: Lesson 14

Little Minds at Work – ©Tara West

I am at the door.



Guided Phonics + Beyond UNIT 5: Lesson 15

Little Minds at Work – ©Tara West

Pour some milk.



Guided Phonics + Beyond UNIT 5: Lesson 16

Little Minds at Work – ©Tara West

This pear is rare.



Guided Phonics + Beyond UNIT 5: Lesson 17

Little Minds at Work – ©Tara West

There is the deer.



Guided Phonics + Beyond UNIT 5: Lesson 18

Little Minds at Work – ©Tara West

They're at a fair.



Guided Phonics + Beyond UNIT 5: Lesson 19

Little Minds at Work – ©Tara West

I know a gnome.



Guided Phonics + Beyond UNIT 5: Lesson 22

Little Minds at Work – ©Tara West

Wrap my wrist.



Guided Phonics + Beyond UNIT 5: Lesson 23

Little Minds at Work – ©Tara West

I made a graph.



Guided Phonics + Beyond UNIT 5: Lesson 24




Little Minds at Work – ©Tara West




Turn that knob.









Guided Phonics + Beyond UNIT 5: Lesson 25

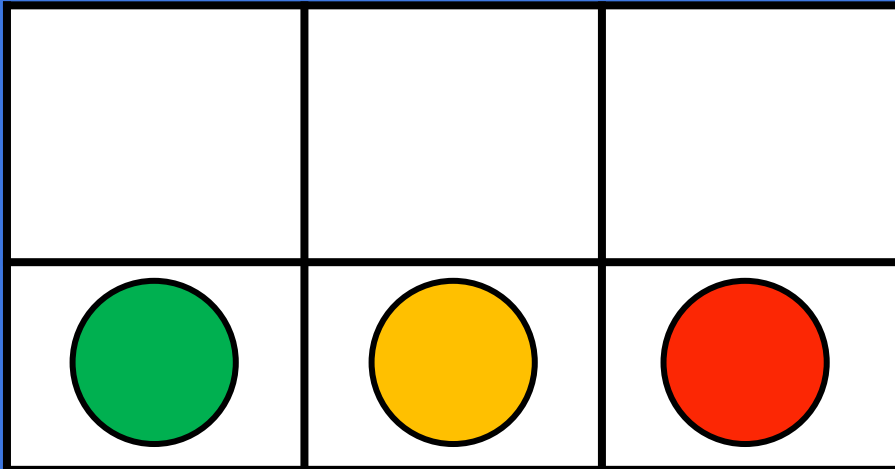
Little Minds at Work – ©Tara West

	
	
Guided Phonics + Beyond UNIT 5	Little Minds at Work – ©Tara West

	
	
Guided Phonics + Beyond UNIT 5	Little Minds at Work – ©Tara West

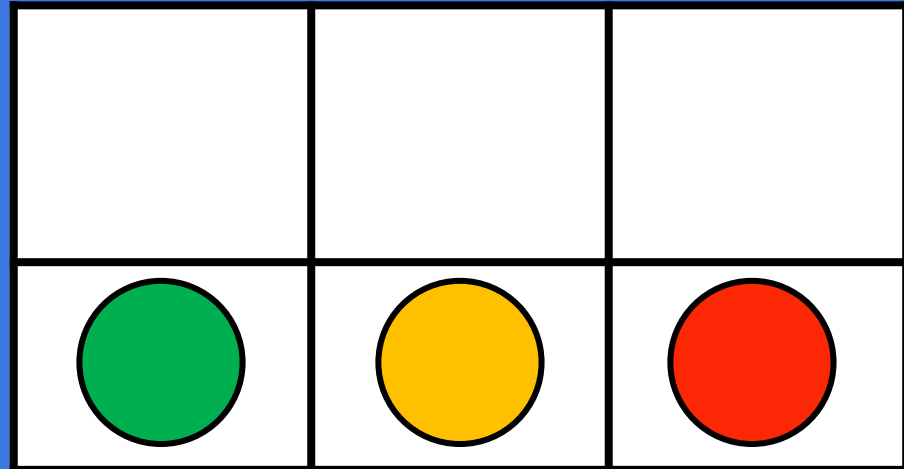
	
	
Guided Phonics + Beyond UNIT 5	Little Minds at Work – ©Tara West

	
	
Guided Phonics + Beyond UNIT 5	Little Minds at Work – ©Tara West



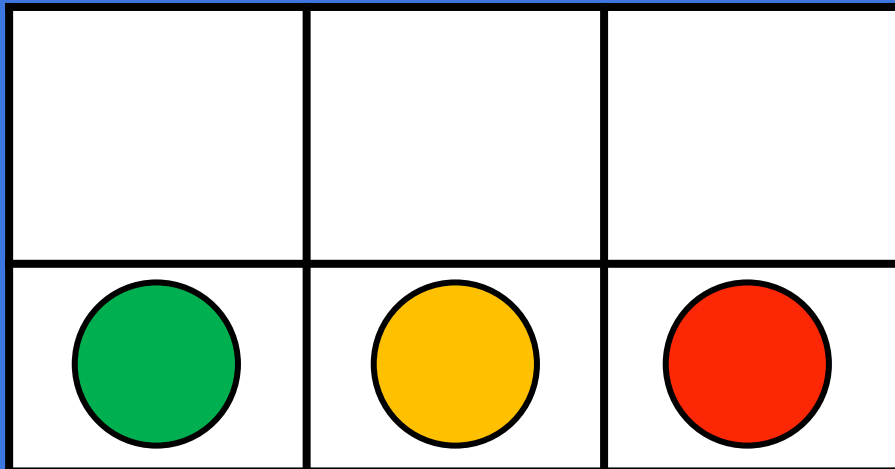
Guided Phonics + Beyond UNIT 5

Little Minds at Work – ©Tara West



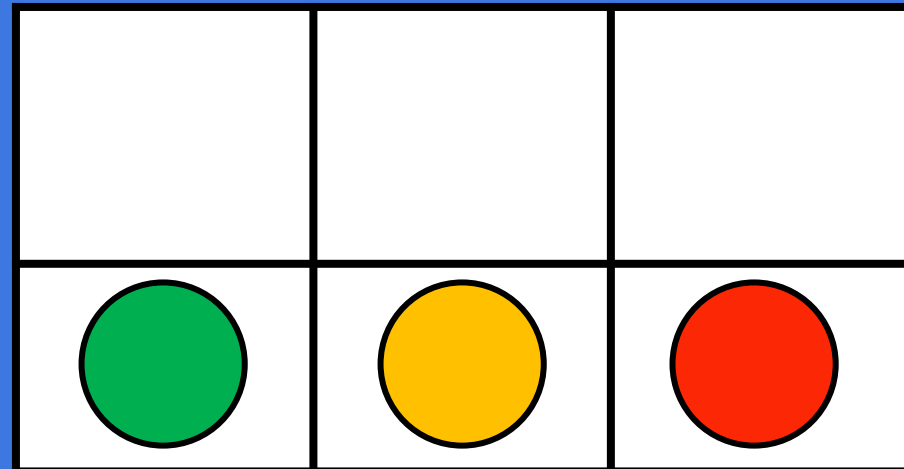
Guided Phonics + Beyond UNIT 5

Little Minds at Work – ©Tara West



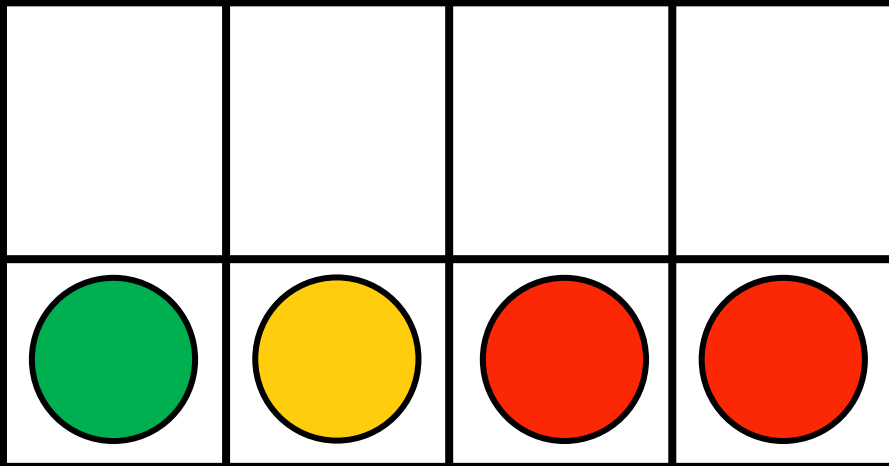
Guided Phonics + Beyond UNIT 5

Little Minds at Work – ©Tara West



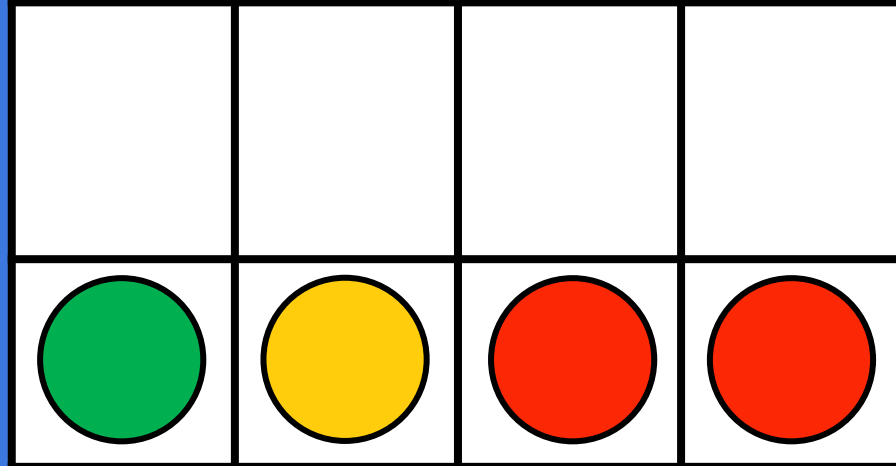
Guided Phonics + Beyond UNIT 5

Little Minds at Work – ©Tara West



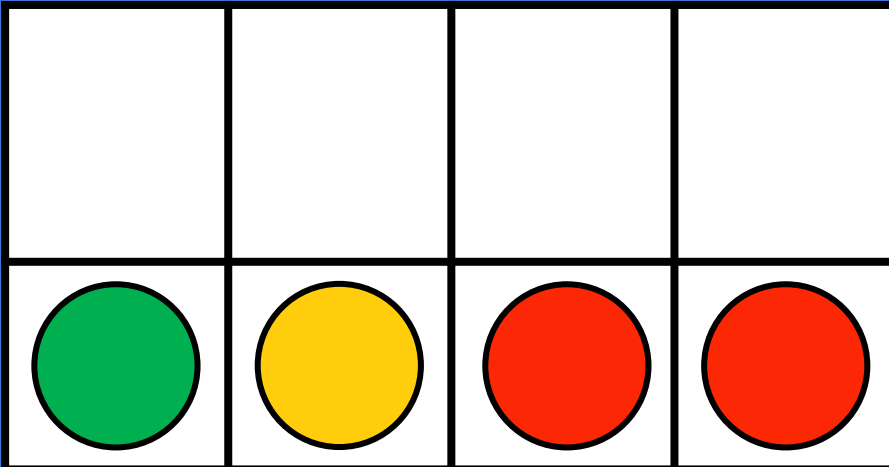
Guided Phonics + Beyond UNIT 5

Little Minds at Work – ©Tara West



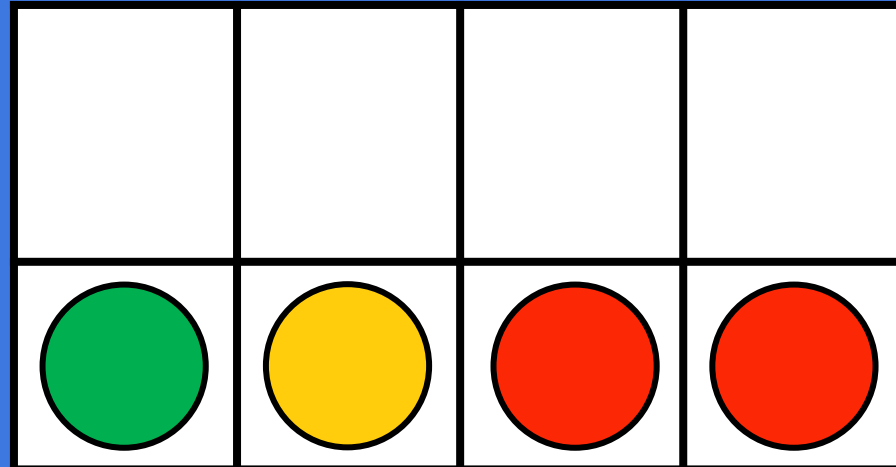
Guided Phonics + Beyond UNIT 5

Little Minds at Work – ©Tara West



Guided Phonics + Beyond UNIT 5

Little Minds at Work – ©Tara West



Guided Phonics + Beyond UNIT 5

Little Minds at Work – ©Tara West

UNIT 5 WORD LIST

Lesson 1: ft, ld, lp

gift
left
lift
loft
raft
sift
soft
craft
draft
drift
shift
swift
theft
bold
cold
fold
gold
held
hold
mild
mold
sold
told
wild
child
scold
gulp
help
kelp

pulp
yelp
scalp

Lesson 2: lf, lk, lt

elf
golf
gulf
self
shelf
elk
bulk
folk
hulk
milk
silk
sulk
yolk
whelk
belt
felt
kilt
melt
quilt
tilt
wilt

Lesson 3: nd, nt, mp and



UNIT 5 WORD LIST

end
band
bend
bond
fond
fund
hand
land
lend
mend
pond
sand
send
tend
wind
bland
blend
blond
brand
grand
spend
stand
trend
ant
bent
dent
font
hint
hunt
lent

mint
punt
rent
sent
tent
vent
went
glint
grant
grunt
plant
print
slant
spent
stunt
amp
imp
bump
camp
damp
dump
hump
jump
lamp
limp
lump
pump
ramp
blimp
champ



UNIT 5 WORD LIST

chimp
chomp
clamp
clump
cramp
grump
plump
slump
stamp
stump
thump

fist
gust
just
last
list
lost
mast
mist
must
nest
past
pest

Lesson 4: sk, st, sp

ask
desk
disk
dusk
husk
mask
musk
risk
task
tusk
brisk
whisk
best
cast
cost
dust
fast

rest
rust
test
vest
west
blast
chest
crest
crust
frost
quest
trust
twist
gasp
lisp
rasp
wisp
clasp



UNIT 5 WORD LIST

crisp
grasp

small
stall

Lesson 5: pt, lm, ct, xt

kept
wept
crept
slept
swept
elm
film
helm
act
duct
fact
pact
tact
next
text

Lesson 7: ull, oll

bull
dull
full
gull
hull
pull
skull
doll
poll
roll
toll
troll

Lesson 8: nk

ink
bank
bunk
dunk
junk
link
mink
pink
rank
rink
sank
sink

Lesson 6: all

all
ball
call
fall
hall
mall
tall
wall



UNIT 5 WORD LIST

sunk
tank
wink
honk
blank
blink
chunk
crank
drank
drink
drunk
plank
prank
skunk
stink
stunk
thank
think
trunk

Lesson 9: ng

bang
ding
dong
fang
hang
hung
king
long
lung

rang
ring
rung
sang
sing
song
sung
wing
bring
cling
clung
fling
flung
sling
slung
sting
stung
swing
swung
thing

Lesson 10: ar

arm
art
bar
car
far
jar
tar
arch



UNIT 5 WORD LIST

bark
barn
card
cart
dark
dart
farm
hard
hark
harm
harp
lark
mark
park
part
scar
star
tart
yard
yarn
charm
chart
harsh
march
marsh
scarf
shark
sharp
smart
spark

start

Lesson 11: or

born
cord
cork
corn
dorm
ford
fork
form
fort
horn
norm
pork
port
sort
torn
worn
acorn
forth
north
orbit
porch
scorn
short
snort
sport
stork
storm



UNIT 5 WORD LIST

sworn
thorn
torch
torso

Lesson 12: er

after
better
clerk
copper
corner
enter
farmer
fern
fever
fiber
herd
inner
jerk
later
letter
manner
matter
meter
offer
order
over
paper
perch
perk

perm
piper
refer
rider
seller
silver
sister
stern
term
tiger
under
upper
usher
verb

Lesson 13: ir

fir
irk
sir
bird
dirt
firm
girl
stir
birch
birth
chirp
first
flirt
quirk



UNIT 5 WORD LIST

shirt
skirt
smirk
swirl
third
twirl
whirl
squirm
squirt
thirst

Lesson 14: ur, ure

fur
blur
burn
burp
curb
curd
curl
hurl
hurt
lurk
spur
surf
turf
turn
blurb
blurt
burst

churn
lurch
slurp
spurn
spurt
turbo

Lesson 15: oar, oor

oar
boar
roar
soar
board
door
poor
floor
spoor

Lesson 16: our, ore

four
pour
tour
your
court
fourth
gourd
mourn
ore



UNIT 5 WORD LIST

bore
core
lore
more
pore
sore
tore
wore
chore
score
shore
snore
spore
store
before
ignore

Lesson 17: air, ear, are

air
fair
hair
lair
pair
chair
flair
stair
repair
unfair
bear

pear
wear
bare
care
dare
fare
hare
mare
rare
ware
blare
flare
glare
scare
share
snare
spare
stare
square

Lesson 18: eer, ear

deer
jeer
peer
veer
cheer
sheer
steer
ear



UNIT 5 WORD LIST

dear
fear
gear
hear
near
rear
year
clear
shear
smear
spear

Lesson 22: kn, gn

knap
knit
knob
knot
knack
knave
knelt
knife
knock
knoll
gnu
gnat
gnarl
gnash
gnome

Lesson 23: wr, mp

wrap
wren
writ
wrack
wrath
wreck
wrench
wrest
wring
wrist
write
wrong
wrote
wrung
comb
lamb
limb
numb
climb
crumb
thumb

Lesson 24: ph

dolphin
gopher
graph
morph



UNIT 5 WORD LIST

orphan
phase
phone
photo
sulphur



SAY IT



TAP IT





MAP IT





BUILD IT



WRITE IT



SAY IT



TAP IT







MAP IT






BUILD IT



WRITE IT



SAY IT



TAP IT





MAP IT




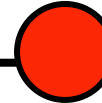


BUILD IT



WRITE IT



a

b

c

d

e

f

g

h

i

j

k

l

m

n

o

p

qu

r

s

t

u

v

w

x

y

z

th

sh

ch

wh

ll

ss

ff

zz

ar

or

er

ir

ur

kn

gn	wr	ph	mb
all	ull	oll	

ank

ink

onk

unk

ang

ing

ong

ung

ure

oar

oor

our

ore

air

ear

are


eer

ear

UNIT 5: BLENDS+R-CONTROL

Guided Phonics + Beyond

SENTENCE EXPANDERS



Little Minds at Work – ©Tara West

She



She held

She held the

She held the big

She held the big gift.

GPH+B UNIT 5: Lesson 1

Little Minds at Work – ©Tara West

The



The elf

The elf had

The elf had a

The elf had a belt.

GPH+B UNIT 5: Lesson 2

Little Minds at Work – ©Tara West

I



I will

I will lend

I will lend a

I will lend a hand.

GPH+B UNIT 5: Lesson 3

Little Minds at Work – ©Tara West

Did



Did you

Did you take

Did you take a

Did you take a risk?

GPH+B UNIT 5: Lesson 4

Little Minds at Work – ©Tara West

We



We wept

We wept at

We wept at the

We wept at the film.

GPH+B UNIT 5: Lesson 5

Little Minds at Work – ©Tara West

Call



Call me

Call me from

Call me from the

Call me from the mall.

GPH+B UNIT 5: Lesson 6

Little Minds at Work – ©Tara West

I



I lost

I lost my

I lost my best

I lost my best doll.

GPH+B UNIT 5: Lesson 7

Little Minds at Work – ©Tara West

The



The sink

The sink is

The sink is not

The sink is not full.

GPH+B UNIT 5: Lesson 8

Little Minds at Work – ©Tara West

He



He can

He can bring

He can bring the

He can bring the ring.

GPH+B UNIT 5: Lesson 9

Little Minds at Work – ©Tara West

This



This is

This is a

This is a warm

This is a warm scarf.

GPH+B UNIT 5: Lesson 10

Little Minds at Work – ©Tara West

Plug



Plug in

Plug in the

Plug in the long

Plug in the long cord.

GPH+B UNIT 5: Lesson 11

Little Minds at Work – ©Tara West

I



I better

I better not

I better not miss

I better not miss work.

That



That bird

That bird made

That bird made a

That bird made a nest.

You



You can

You can burn

You can burn the

You can burn the log.

I



I swept

I swept the

I swept the tile

I swept the tile floor.

Her



Her chore

Her chore is

Her chore is not

Her chore is not done.

Where



Where will

Where will the

Where will the fair

Where will the fair be?

Peer



Peer over

Peer over the

Peer over the tall

Peer over the tall gate.

GPH+B UNIT 5: Lesson 18

Little Minds at Work – ©Tara West

I



I hurt

I hurt my

I hurt my left

I hurt my left arm.

GPH+B UNIT 5: Lesson 19

Little Minds at Work – ©Tara West

Get



Get a

Get a yard

Get a yard of

Get a yard of ribbon.

GPH+B UNIT 5: Lesson 20

Little Minds at Work – ©Tara West

My



My alarm

My alarm did

My alarm did not

My alarm did not ring.

GPH+B UNIT 5: Lesson 21

Little Minds at Work – ©Tara West

The



The lace

The lace had

The lace had a

The lace had a knot.

GPH+B UNIT 5: Lesson 22

Little Minds at Work – ©Tara West

I



I will

I will comb

I will comb my

I will comb my hair.

GPH+B UNIT 5: Lesson 23

Little Minds at Work – ©Tara West

I



I made

I made a

I made a phone

I made a phone call.

I



I wrote

I wrote a


I wrote a long

I wrote a long list.


UNIT 5: BLENDS+R-CONTROL

Guided Phonics + Beyond

WORD CHAINS+DICTATION



Little Minds at Work – ©Tara West

s	o	f	t	l	
i	r	a	c		

soft → loft

loft → lift

lift → sift

sift → rift

rift → raft

raft → craft

"I will state a word for you to write."

held

kelp

drift


yelp

theft

pulp

GPH+B UNIT 5: Lesson 1

Little Minds at Work – ©Tara West

m	i	l	k	s	
t ²	w	h			

milk → silk

silk → silt

silt → tilt

tilt → wilt

wilt → kilt

kilt → hilt

"I will state a word for you to write."

sulk

gulf

elf


quilt

bulk

self

GPH+B UNIT 5: Lesson 2

Little Minds at Work – ©Tara West

m	i	n	t ²	e	
d	b				

mint → tint

tint → tent

tent → dent

dent → bent

bent → bend

bend → mend

"I will state a word for you to write."

jump

thump

glint


grunt

grand

fund

GPH+B UNIT 5: Lesson 3

Little Minds at Work – ©Tara West

a	s	k	m	u	
d	t				

ask → mask

mask → musk

musk → dusk

dusk → dust

dust → must

must → mast

"I will state a word for you to write."

crest

grasp

mist


tusk

brisk

lisp

GPH+B UNIT 5: Lesson 4

Little Minds at Work – ©Tara West

k	e	p	t	w	
s	l	c	r		

kept → wept

wept → swept

swept → slept

slept → crept

crept → wept

wept → kept

"I will state a word for you to write."

text

elm

pact


fact

next

film

GPH+B UNIT 5: Lesson 5

Little Minds at Work – ©Tara West

b	a	l ²	t	s	
m	h	c			

ball → tall

tall → stall

stall → small

small → mall

mall → hall

hall → call

"I will state a word for you to write."

wall

all

tall


fall

ball

stall

GPH+B UNIT 5: Lesson 6

Little Minds at Work – ©Tara West

t	r	o	l ²	p	
u	f	b			

troll → roll

roll → toll

toll → poll

poll → pull

pull → full

full → bull

"I will state a word for you to write."

doll

gull

toll


full

hull

bull

GPH+B UNIT 5: Lesson 7

Little Minds at Work – ©Tara West

s	i	n	k	t	
u	d	r			

sink → stink

stink → stunk

stunk → sunk

sunk → dunk

dunk → drunk

drunk → drink

"I will state a word for you to write."

think

blink

bunk


wink

honk

chunk

GPH+B UNIT 5: Lesson 8

Little Minds at Work – ©Tara West

l	u	n	g	f	
c	s	i	w		

lung → flung

flung → clung

clung → slung

slung → sling

sling → sing

sing → wing

"I will state a word for you to write."

swung

king

long


bang

rang

ding

GPH+B UNIT 5: Lesson 9

Little Minds at Work – ©Tara West

a	r	m	c	h	
k	d	t	p		

arm → arch

arch → march

march → mark

mark → dark

dark → dart

dart → part

"I will state a word for you to write."

spark

bark

star


cart

harsh

shark

GPH+B UNIT 5: Lesson 10

Little Minds at Work – ©Tara West

t	o	r	n	c	
h	p	s			

torn → torch

torch → porch

porch → port

port → sport

sport → sort

sort → short

"I will state a word for you to write."

stork

dorm

ford


horn

snort

forth

GPH+B UNIT 5: Lesson 11

Little Minds at Work – ©Tara West

f	e	r	n	s	
t	m	p	k	j	

fern → stern

stern → tern

tern → term

term → perm

perm → perk

perk → jerk

"I will state a word for you to write."

herd


upper

tiger

fiber

better

clerk

b	i	r	c	h	
t ²	d	s	f	m	

birch → birth

birth → bird

bird → third

third → thirst

thirst → first

first → firm

"I will state a word for you to write."

quirk


swirl

smirk

girl

whirl

chirp

b	u	r	n	s	
p	t	l	h	c	

burn → spurn

spurn → spurt

spurt → blurt

blurt → hurt

hurt → hurl

hurl → curl

"I will state a word for you to write."

churn


lurk

surf

blur

slurp

turn

h	o	a	r ²	d	
b	s				

hoard → board

board → boar

boar → roar

roar → soar

soar → oar

oar → roar

"I will state a word for you to write."

floor


poor

soar

door

boar

spoor

s	t	o	r	e	
c	n				

store → tore

tore → core

core → score

score → snore

snore → shore

shore → chore

"I will state a word for you to write."

court


pour

wore

bore

fourth

more

d	a	r ²	e	c	
s	p	t	h		

dare → rare

rare → care

care → scare

scare → spare

spare → stare

stare → share

"I will state a word for you to write."

bear


fair

pear

mare

hare

flair

d	e ²	r	c	h	
s	n	t	p	j	

deer → cheer

cheer → sheer

sheer → sneer

sneer → steer

steer → peer

peer → jeer

"I will state a word for you to write."

clear

year

veer


smear

deer

hear

GPH+B UNIT 5: Lesson 18

Little Minds at Work – ©Tara West

p	e	r	m	k	
o	a	t	d	i	

perm → perk

perk → pork

pork → park

park → part

part → dart

dart → dirt

"I will state a word for you to write."

rider

hard

gourd


fur

dear

fare

GPH+B UNIT 5: Lesson 19

Little Minds at Work – ©Tara West

k ²	n	a	p	c	
o	b	l ²	t	i	

knap → knock

knack → knock

knock → knob

knob → knoll

knoll → knot

knot → knit

"I will state a word for you to write."

gnash

gnat

knave


gnome

knife

knelt

GPH+B UNIT 5: Lesson 22

Little Minds at Work – ©Tara West

w	r	i	t	e	
s	c	k	a	h	

write → writ

writ → wrist

wrist → wrest

wrest → wreck

wreck → wrack

wrack → wrath

"I will state a word for you to write."

numb

wring

lamb


comb

wrote

thumb

GPH+B UNIT 5: Lesson 23

Little Minds at Work – ©Tara West

g	r	a	p	h	
n	b	o	m		

graph → gran

gran → ban

ban → barn

barn → born

born → morn

morn → morph

"I will state a word for you to write."

dolphin

gopher

phone


phase

photo

morph

GPH+B UNIT 5: Lesson 24

Little Minds at Work – ©Tara West

k	n	i	t	o	
p	a	g	s	h	

knit → knot

knot → pot

pot → pat

pat → gnat

gnat → gnash

gnash → gash

"I will state a word for you to write."

climb

wrist

knock

graph

limb

crumb

GPH+B UNIT 5: Lesson 25

Little Minds at Work – ©Tara West

UNIT 5: BLENDS+R-CONTROL

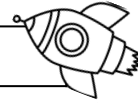
Guided Phonics + Beyond

PHONEMIC AWARENESS ROUTINES



Little Minds at Work – ©Tara West

Sound Addition



"I will state a word. You will add a sound to it."

rake, add /b/ to the beginning

late, add /p/ to the beginning

lick, add /f/ to the beginning

lash, add /s/ to the beginning


Rick, add /b/ to the beginning

lock, add /f/ to the beginning

Guided Phonics + Beyond UNIT 5

Little Minds at Work – ©Tara West

Sound Addition



"I will state a word. You will add a sound to it."

rock, add /f/ to the beginning

rate, add /g/ to the beginning

mock, add /s/ to the beginning

lane, add /p/ to the beginning


at, add /ch/ to the beginning

wig, add /t/ to the beginning

Guided Phonics + Beyond UNIT 5

Little Minds at Work – ©Tara West

Sound Addition



"I will state a word. You will add a sound to it."

rib, add /k/ to the beginning

rash, add /t/ to the beginning

take, add /s/ to the beginning

lick, add /s/ to the beginning

rate, add /k/ to the beginning

Rick, add /t/ to the beginning

Little Minds at Work – ©Tara West

Sound Addition



"I will state a word. You will add a sound to it."

lake, add /f/ to the beginning

rip, add /d/ to the beginning

lame, add /b/ to the beginning

pat, add /s/ to the beginning

tack, add /s/ to the beginning

lack, add /b/ to the beginning

Guided Phonics + Beyond UNIT 5

Little Minds at Work – ©Tara West

Sound Addition



"I will state a word. You will add a sound to it."

pike, add /s/ to the beginning

rime, add /g/ to the beginning

rot, add /t/ to the beginning

ride, add /b/ to the beginning


pit, add /s/ to the beginning

pot, add /s/ to the beginning

Guided Phonics + Beyond UNIT 5

Little Minds at Work – ©Tara West

Sound Addition



"I will state a word. You will add a sound to it."

rid, add /g/ to the beginning

rim, add /t/ to the beginning

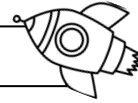
pill, add /s/ to the beginning

pine, add /s/ to the beginning

rime, add /p/ to the beginning

wipe, add /s/ to the beginning

Sound Addition



"I will state a word. You will add a sound to it."

mile, add /s/ to the beginning

rip, add /d/ to the beginning

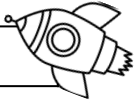
ride, add /p/ to the beginning

lot, add /b/ to the beginning

lime, add /s/ to the beginning

rim, add /b/ to the beginning

Sound Addition



"I will state a word. You will add a sound to it."

raze, add /g/ to the beginning

lame, add /f/ to the beginning

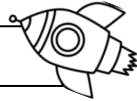
ire, add /s/ to the beginning

at, add /th/ to the beginning

in, add /ch/ to the beginning

rack, add /t/ to the beginning

Sound Addition



"I will state a word. You will add a sound to it."

rose, add /f/ to the beginning

pot, add /s/ to the beginning

lop, add /f/ to the beginning

lock, add /b/ to the beginning

poke, add /s/ to the beginning

lobe, add /g/ to the beginning

Sound Addition



"I will state a word. You will add a sound to it."

top, add /s/ to the beginning

robe, add /p/ to the beginning

rock, add /f/ to the beginning

cope, add /s/ to the beginning

rose, add /g/ to the beginning

loss, add /f/ to the beginning

Sound Addition



"I will state a word. You will add a sound to it."

tock, add /s/ to the beginning

tick, add /s/ to the beginning

till, add /s/ to the beginning

lab, add /b/ to the beginning


cone, add /s/ to the beginning

toll, add /s/ to the beginning

UNIT 5: BLENDS+R-CONTROL

Guided Phonics + Beyond

DICTATION ROUTINES



Little Minds at Work – ©Tara West

Dictation



"I will state a word for you to write."

lift

gulp

told

help

fold

gift

"I will state a phrase for you to write."

Set the gift to the left.

Could you help him up?

GPH+B UNIT 5 Lesson 1

Little Minds at Work – ©Tara West

Dictation



"I will state a word for you to write."

golf

yolk

melt

quilt

milk

shelf

"I will state a phrase for you to write."

Can I have some milk?

I can play golf.

GPH+B UNIT 5 Lesson 2

Little Minds at Work – ©Tara West

Dictation



"I will state a word for you to write."

sand

tent

dump

vent

ramp

wind

"I will state a phrase for you to write."

I went in the tent.

I can sit on the ramp.

GPH+B UNIT 5 Lesson 3

Little Minds at Work – ©Tara West

Dictation



"I will state a word for you to write."

nest

mask

fist

gasp

desk

cast

"I will state a phrase for you to write."

I had on a red mask.

She had a big gasp.

GPH+B UNIT 5 Lesson 4

Little Minds at Work – ©Tara West

Dictation



"I will state a word for you to write."

act

wept

next

film

slept

helm

"I will state a phrase for you to write."

I slept in bed.

Is he next in the act?

GPH+B UNIT 5 Lesson 5

Little Minds at Work – ©Tara West

Dictation



"I will state a word for you to write."

call

hall

wall

small

ball

fall

"I will state a phrase for you to write."

Did he fall?

That is a small ball!

Dictation



"I will state a word for you to write."

roll

bull

pull

doll

troll

full

"I will state a phrase for you to write."

The cup is full.

I can cut the roll.

Dictation



"I will state a word for you to write."

tank

sink

honk

rink

dunk

pink

"I will state a phrase for you to write."

A fish is in the tank.

I can dunk it in milk.

Dictation



"I will state a word for you to write."

fang

lung

wing

sing

hung

king

"I will state a phrase for you to write."

I hung it on the wall.

The king can sing.

Dictation



"I will state a word for you to write."

harp

bark

yarn

card

barn

park

"I will state a phrase for you to write."

Did the dog bark?

She can play at the park.

Dictation



"I will state a word for you to write."

fork

horn

cord

storm

cork


thorn

"I will state a phrase for you to write."

I can work in the storm.

The cord was long.

Dictation



"I will state a word for you to write."

herd

clerk

fern

perm

perch

over

"I will state a phrase for you to write."

Water the fern.

The clerk will help her.

Dictation



"I will state a word for you to write."

dirt

bird

girl

squirt

whirl

stir

"I will state a phrase for you to write."

The girl had on a skirt.

I like to dig in the dirt.

Dictation



"I will state a word for you to write."

hurl

surf

turn

hurt

curb

slurp

"I will state a phrase for you to write."

Is the dog hurt?

It is my turn to surf.

Dictation



"I will state a word for you to write."

oar

boar

floor

door

soar

roar

"I will state a phrase for you to write."

Shut the door.

An oar is on the floor.

Dictation



"I will state a word for you to write."

gourd

store

pour

chore

tore

court

"I will state a phrase for you to write."

Mom is at the store.

I have four pets.

Dictation



"I will state a word for you to write."

share

chair

bear

fair

square

hare

"I will state a phrase for you to write."

A bear is in my chair.

I can share with him.

Dictation



"I will state a word for you to write."

cheer

ear

deer

gear

hear

peer

"I will state a phrase for you to write."

I can hear my Dad.

She will cheer at the game.

Dictation



"I will state a word for you to write."

pear

snore

door

curl

shirt

perch

"I will state a phrase for you to write."

I can curl my hair.

Her shirt is red.

Dictation



"I will state a word for you to write."

alert

salad

awake

zebra

panda

alarm

"I will state a phrase for you to write."

A zebra is at the zoo.

I ate a big salad.

Dictation



"I will state a word for you to write."

knock

gnome

knot

knit

gnat

knife

"I will state a phrase for you to write."

Swat at the gnat.

I can tie a knot.

Dictation



"I will state a word for you to write."

wrap

lamb

wrist

limb

wreck

comb

"I will state a phrase for you to write."

I will wrap the gift.

She can pet the lamb.

Dictation



"I will state a word for you to write."

phase

knob

graph

wrung

phone

gnat

"I will state a phrase for you to write."

I got a phone call.

Can you make a graph?

Name:

Dictation Practice




Listen and write.

UNIT 5: BLENDS+R-CONTROL

Guided Phonics + Beyond

MAPPING ROUTINES



Little Minds at Work – ©Tara West

Orthographic Word Mapping



"Listen.
Repeat
the word."

"Tap the
sounds in
the word."

"Map the
sounds in
the word."

raft

/r/, /a/, /f/, /t/

/r/, /a/, /f/, /t/

yelp

/y/, /e/, /l/, /p/

/y/, /e/, /l/, /p/

shift

/sh/, /i/, /f/, /t/

/sh/, /i/, /f/, /t/

help

/h/, /e/, /l/, /p/

/h/, /e/, /l/, /p/

"After you map the sounds, write a letter for each sound. What is the word? What are the sounds?"

GPH+B UNIT 5 Lesson 1

Little Minds at Work – ©Tara West

Orthographic Word Mapping



"Listen.
Repeat
the word."

"Tap the
sounds in
the word."

"Map the
sounds in
the word."

shelf

/sh/, /e/, /l/, /f/

/sh/, /e/, /l/, /f/

sulk

/s/, /u/, /l/, /k/

/s/, /u/, /l/, /k/

kilt

/k/, /i/, /l/, /t/

/k/, /i/, /l/, /t/

silk

/s/, /i/, /l/, /k/

/s/, /i/, /l/, /k/

"After you map the sounds, write a letter for each sound. What is the word? What are the sounds?"

GPH+B UNIT 5 Lesson 2

Little Minds at Work – ©Tara West

Orthographic Word Mapping



"Listen.
Repeat
the word."

"Tap the
sounds in
the word."

"Map the
sounds in
the word."

bond

/b/, /o/, /n/, /d/

/b/, /o/, /n/, /d/

hump

/h/, /u/, /m/, /p/

/h/, /u/, /m/, /p/

dent

/d/, /e/, /n/, /t/

/d/, /e/, /n/, /t/

land

/l/, /a/, /n/, /d/

/l/, /a/, /n/, /d/

"After you map the sounds, write a letter for each sound. What is the word? What are the sounds?"

GPH+B UNIT 5 Lesson 3

Little Minds at Work – ©Tara West

Orthographic Word Mapping



"Listen.
Repeat
the word."

"Tap the
sounds in
the word."

"Map the
sounds in
the word."

disk

/d/, /i/, /s/, /k/

/d/, /i/, /s/, /k/

mist

/m/, /i/, /s/, /t/

/m/, /i/, /s/, /t/

gasp

/g/, /a/, /s/, /p/

/g/, /a/, /s/, /p/

lisp

/l/, /i/, /s/, /p/

/l/, /i/, /s/, /p/

"After you map the sounds, write a letter for each sound. What is the word? What are the sounds?"

GPH+B UNIT 5 Lesson 4

Little Minds at Work – ©Tara West

Orthographic Word Mapping



"Listen.
Repeat
the word."

"Tap the
sounds in
the word."

"Map the
sounds in
the word."

kept

/k/, /e/, /p/, /t/

/k/, /e/, /p/, /t/

film

/f/, /i/, /l/, /m/

/f/, /i/, /l/, /m/

next

/n/, /e/, /x/, /t/

/n/, /e/, /x/, /t/

fact

/f/, /a/, /k/, /t/

/f/, /a/, /k/, /t/

"After you map the sounds, write a letter for each sound. What is the word? What are the sounds?"

GPH+B UNIT 5 Lesson 5

Little Minds at Work – ©Tara West

Orthographic Word Mapping



"Listen.
Repeat
the word."

"Tap the
sounds in
the word."

"Map the
sounds in
the word."

stall

/s/, /t/, /all/

/s/, /t/, /all/

mall

/m/, /all/

/m/, /all/

wall

/w/, /all/

/w/, /all/

small

/s/, /m/, /all/

/s/, /m/, /all/

"After you map the sounds, write a letter for each sound. What is the word? What are the sounds?"

Orthographic Word Mapping



"Listen.
Repeat
the word."

"Tap the
sounds in
the word."

"Map the
sounds in
the word."

doll

/d/, /oll/

/d/, /oll/

gull

/g/, /ull/

/g/, /ull/

hull

/h/, /ull/

/h/, /ull/

skull

/s/, /k/, /ull/

/s/, /k/, /ull/

"After you map the sounds, write a letter for each sound. What is the word? What are the sounds?"

Orthographic Word Mapping



"Listen.
Repeat
the word."

"Tap the
sounds in
the word."

"Map the
sounds in
the word."

blink

/b/, /l/, /ink/

/b/, /l/, /ink/

stunk

/s/, /t/, /unk/

/s/, /t/, /unk/

chunk

/ch/, /unk/

/ch/, /unk/

trunk

/t/, /r/, /unk/

/t/, /r/, /unk/

"After you map the sounds, write a letter for each sound. What is the word? What are the sounds?"

Orthographic Word Mapping



"Listen.
Repeat
the word."

"Tap the
sounds in
the word."

"Map the
sounds in
the word."

fling

/f/, /l/, /ing/

/f/, /l/, /ing/

stung

/s/, /t/, /ung/

/s/, /t/, /ung/

bang

/b/, /ang/

/b/, /ang/

song

/s/, /ong/

/s/, /ong/

"After you map the sounds, write a letter for each sound. What is the word? What are the sounds?"

Orthographic Word Mapping



"Listen.
Repeat
the word."

"Tap the
sounds in
the word."

"Map the
sounds in
the word."

marsh

/m/, /ar/, /sh/

/m/, /ar/, /sh/

scar

/s/, /k/, /ar/

/s/, /k/, /ar/

harm

/h/, /ar/, /m/

/h/, /ar/, /m/

charm

/ch/, /ar/, /m/

/ch/, /ar/, /m/

"After you map the sounds, write a letter for each sound. What is the word? What are the sounds?"

Orthographic Word Mapping



"Listen.
Repeat
the word."

"Tap the
sounds in
the word."

"Map the
sounds in
the word."

forth

/f/, /or/, /th/

/f/, /or/, /th/

sort

/s/, /or/, /t/

/s/, /or/, /t/

torch

/t/, /or/, /ch/

/t/, /or/, /ch/

porch

/p/, /or/, /ch/

/p/, /or/, /ch/

"After you map the sounds, write a letter for each sound. What is the word? What are the sounds?"

Orthographic Word Mapping



"Listen.
Repeat
the word."

"Tap the
sounds in
the word."

"Map the
sounds in
the word."

herd

/h/, /er/, /d/

/h/, /er/, /d/

perk

/p/, /er/, /k/

/p/, /er/, /k/

term

/t/, /er/, /m/

/t/, /er/, /m/

verb

/v/, /er/, /b/

/v/, /er/, /b/

"After you map the sounds, write a letter for each sound. What is the word? What are the sounds?"

Orthographic Word Mapping



"Listen.
Repeat
the word."

"Tap the
sounds in
the word."

"Map the
sounds in
the word."

birth

/b/, /ir/, /th/

/b/, /ir/, /th/

whirl

/wh/, /ir/, /l/

/wh/, /ir/, /l/

shirt

/sh/, /ir/, /t/

/sh/, /ir/, /t/

firm

/f/, /ir/, /m/

/f/, /ir/, /m/

"After you map the sounds, write a letter for each sound. What is the word? What are the sounds?"

Orthographic Word Mapping



"Listen.
Repeat
the word."

"Tap the
sounds in
the word."

"Map the
sounds in
the word."

burp

/b/, /ur/, /p/

/b/, /ur/, /p/

churn

/ch/, /ur/, /n/

/ch/, /ur/, /n/

turf

/t/, /ur/, /f/

/t/, /ur/, /f/

curd

/k/, /ur/, /d/

/k/, /ur/, /d/

"After you map the sounds, write a letter for each sound. What is the word? What are the sounds?"

Orthographic Word Mapping



"Listen.
Repeat
the word."

"Tap the
sounds in
the word."

"Map the
sounds in
the word."

door

/d/, /oor/

/d/, /oor/

soar

/s/, /oar/

/s/, /oar/

spoor

/s/, /p/, /oor/

/s/, /p/, /oor/

roar

/r/, /oar/

/r/, /oar/

"After you map the sounds, write a letter for each sound. What is the word? What are the sounds?"

Orthographic Word Mapping



"Listen.
Repeat
the word."

"Tap the
sounds in
the word."

"Map the
sounds in
the word."

fourth

/f/, /our/, /th/

/f/, /our/, /th/

shore

/sh/, /ore/

/sh/, /ore/

wore

/w/, /ore/

/w/, /ore/

pour

/p/, /our/

/p/, /our/

"After you map the sounds, write a letter for each sound. What is the word? What are the sounds?"

Orthographic Word Mapping



"Listen.
Repeat
the word."

"Tap the
sounds in
the word."

"Map the
sounds in
the word."

stair

/s/, /t/, /air/

/s/, /t/, /air/

glare

/g/, /l/, /are/

/g/, /l/, /are/

wear

/w/, /ear/

/w/, /ear/

scare

/s/, /k/, /are/

/s/, /k/, /are/

"After you map the sounds, write a letter for each sound. What is the word? What are the sounds?"

Orthographic Word Mapping



"Listen.
Repeat
the word."

"Tap the
sounds in
the word."

"Map the
sounds in
the word."

sheer

/sh/, /eer/

/sh/, /eer/

year

/y/, /ear/

/y/, /ear/

rear

/r/, /ear/

/r/, /ear/

sneer

/s/, /n/, /eer/

/s/, /n/, /eer/

"After you map the sounds, write a letter for each sound. What is the word? What are the sounds?"

Orthographic Word Mapping



"Listen.
Repeat
the word."

"Tap the
sounds in
the word."

"Map the
sounds in
the word."

gnarl

/n/, /ar/, /l/

/n/, /ar/, /l/

knack

/n/, /a/, /k/

/n/, /a/, /k/

knob

/n/, /o/, /b/

/n/, /o/, /b/

gnash

/n/, /a/, /sh/

/n/, /a/, /sh/

"After you map the sounds, write a letter for each sound. What is the word? What are the sounds?"

Orthographic Word Mapping



"Listen.
Repeat
the word."

"Tap the
sounds in
the word."

"Map the
sounds in
the word."

write

/r/, /ī/, /t/

/r/, /ī/, /t/

lamb

/l/, /a/, /m/

/l/, /a/, /m/

crumb

/k/, /r/, /u/, /m/

/k/, /r/, /u/, /m/

wrist

/r/, /i/, /s/, /t/

/r/, /i/, /s/, /t/

"After you map the sounds, write a letter for each sound. What is the word? What are the sounds?"

Orthographic Word Mapping



"Listen.
Repeat
the word."

"Tap the
sounds in
the word."

"Map the
sounds in
the word."

phone

/f/, /ō/, /n/

/f/, /ō/, /n/

photo

/f/, /ō/, /t/, /ō/

/f/, /ō/, /t/, /ō/

graph

/g/, /r/, /a/, /f/

/g/, /r/, /a/, /f/

morph

/m/, /or/, /f/

/m/, /or/, /f/

"After you map the sounds, write a letter for each sound. What is the word? What are the sounds?"

Name:

Mapping Practice



Listen and map.

--	--

--	--

Guided Phonics + Beyond UNIT 5

Little Minds at Work – ©Tara West

Name:

Mapping Practice



Listen and map.

--	--

--	--

Guided Phonics + Beyond UNIT 5

Little Minds at Work – ©Tara West

Name:

Mapping Practice



Listen and map.

--	--	--

--	--	--

Guided Phonics + Beyond UNIT 5

Little Minds at Work – ©Tara West

Name:

Mapping Practice



Listen and map.

--	--	--

--	--	--

Guided Phonics + Beyond UNIT 5

Little Minds at Work – ©Tara West

Name:

Mapping Practice



Listen and map.

--	--	--	--

--	--	--	--

--	--	--	--

--	--	--	--

Guided Phonics + Beyond UNIT 5

Little Minds at Work – ©Tara West

Name:

Mapping Practice



Listen and map.

--	--	--	--

--	--	--	--


--	--	--	--

--	--	--	--

Guided Phonics + Beyond UNIT 5

Little Minds at Work – ©Tara West

I can help him up.



Guided Phonics + Beyond UNIT 5: Lesson 1

Little Minds at Work – ©Tara West


Did it melt?



Guided Phonics + Beyond UNIT 5: Lesson 2

Little Minds at Work – ©Tara West

I went up the ramp.



Guided Phonics + Beyond UNIT 5: Lesson 3

Little Minds at Work – ©Tara West

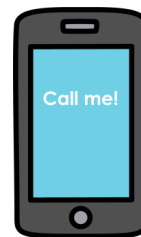
He had a cast on.



Guided Phonics + Beyond UNIT 5: Lesson 4

Little Minds at Work – ©Tara West

I am next in line.



Guided Phonics + Beyond UNIT 5: Lesson 5

Little Minds at Work – ©Tara West


Did he get a call?



Guided Phonics + Beyond UNIT 5: Lesson 6

Little Minds at Work – ©Tara West

She got a doll.



Guided Phonics + Beyond UNIT 5: Lesson 7

Little Minds at Work – ©Tara West

The link is not pink.



Guided Phonics + Beyond UNIT 5: Lesson 8

Little Minds at Work – ©Tara West


I can sing along.



Guided Phonics + Beyond UNIT 5: Lesson 9

Little Minds at Work – ©Tara West


Can you park the car?



Guided Phonics + Beyond UNIT 5: Lesson 10

Little Minds at Work – ©Tara West

That was a big storm!



Guided Phonics + Beyond UNIT 5: Lesson 11

Little Minds at Work – ©Tara West

She got a perm.



Guided Phonics + Beyond UNIT 5: Lesson 12

Little Minds at Work – ©Tara West

She can stir it first.



Guided Phonics + Beyond UNIT 5: Lesson 13

Little Minds at Work – ©Tara West

Can you surf?



Guided Phonics + Beyond UNIT 5: Lesson 14

Little Minds at Work – ©Tara West

I can pet the boar.



Guided Phonics + Beyond UNIT 5: Lesson 15

Little Minds at Work – ©Tara West

What is his chore?



Guided Phonics + Beyond UNIT 5: Lesson 16

Little Minds at Work – ©Tara West

I sat in a big chair.



Guided Phonics + Beyond UNIT 5: Lesson 17

Little Minds at Work – ©Tara West


She can cheer!



Guided Phonics + Beyond UNIT 5: Lesson 18

Little Minds at Work – ©Tara West


It is nice to share.



Guided Phonics + Beyond UNIT 5: Lesson 19

Little Minds at Work – ©Tara West


I am awake in bed.



Guided Phonics + Beyond UNIT 5: Lesson 20

Little Minds at Work – ©Tara West

Did you see a zebra?



Guided Phonics + Beyond UNIT 5: Lesson 21

Little Minds at Work – ©Tara West

I know how to knit.



Guided Phonics + Beyond UNIT 5: Lesson 22

Little Minds at Work – ©Tara West


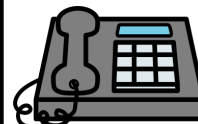
She can wrap it up.



Guided Phonics + Beyond UNIT 5: Lesson 23

Little Minds at Work – ©Tara West


I made a graph.



Guided Phonics + Beyond UNIT 5: Lesson 24

Little Minds at Work – ©Tara West


The lamb is white.



UNIT 5: BLENDS+R-CONTROL

Guided Phonics + Beyond

VOWEL ROUTINES



Little Minds at Work – ©Tara West

Vowel Sticks



"I will state a vowel sound. You'll show the matching vowel stick."

ă	ě	ĩ	õ	ũ
---	---	---	---	---

"I will state a word. You'll show the vowel stick."

raft	nest	knit
fold	wrung	desk
milk	lamp	hung

GPH+B UNIT 5

Little Minds at Work – ©Tara West

Vowel Sticks



"I will state a vowel sound. You'll show the matching vowel stick."

ă	ě	ĩ	õ	ũ
---	---	---	---	---

"I will state a word. You'll show the vowel stick."

help	lift	mask
gnat	knob	lung
hand	wrist	tent

GPH+B UNIT 5

Little Minds at Work – ©Tara West

Vowel Sticks



"I will state a vowel sound. You'll show the matching vowel stick."

ă	ě	ĩ	õ	ũ
---	---	---	---	---

"I will state a word. You'll show the vowel stick."

vest	gulp	knot
fist	wrap	lamp
rung	swept	cold

GPH+B UNIT 5

Little Minds at Work – ©Tara West

Vowel Sticks



"I will state a vowel sound. You'll show the matching vowel stick."

ă	ě	ĩ	õ	ũ
---	---	---	---	---

"I will state a word. You'll show the vowel stick."

graph	wreck	told
hung	gasp	wrist
gnat	quilt	dunk

GPH+B UNIT 5

Little Minds at Work – ©Tara West

Vowel Sticks



"I will state a vowel sound. You'll show the matching vowel stick."

ă	ě	ĩ	õ	ũ
---	---	---	---	---

"I will state a word. You'll show the vowel stick."

lift	honk	lung
help	gasp	cast
wrung	vent	fold

GPH+B UNIT 5

Little Minds at Work – ©Tara West

Vowel Sticks



"I will state a vowel sound. You'll show the matching vowel stick."

ă	ě	ĩ	õ	ũ
---	---	---	---	---

"I will state a word. You'll show the vowel stick."

sand	wreck	lung
fist	fold	knob
vest	limb	golf

GPH+B UNIT 5

Little Minds at Work – ©Tara West

Vowel Sticks



"I will state a vowel sound. You'll show the matching vowel stick."

ă	ě	ĩ	õ	ũ
---	---	---	---	---

"I will state a word. You'll show the vowel stick."

knot	dunk	wrap
wind	helm	gift
told	desk	lamb

GPH+B UNIT 5

Little Minds at Work – ©Tara West

Vowel Sticks



"I will state a vowel sound. You'll show the matching vowel stick."

ă	ě	ĩ	õ	ũ
---	---	---	---	---

"I will state a word. You'll show the vowel stick."

wreck	lift	knot
raft	text	gulp
cold	sand	whisk

GPH+B UNIT 5

Little Minds at Work – ©Tara West

Vowel Sticks



"I will state a vowel sound. You'll show the matching vowel stick."

ă	ě	ĩ	õ	ũ
---	---	---	---	---

"I will state a word. You'll show the vowel stick."

act	graph	help
gift	slept	fold
dump	golf	milk

GPH+B UNIT 5

Little Minds at Work – ©Tara West

Vowel Sticks



"I will state a vowel sound. You'll show the matching vowel stick."

ă	ě	ĩ	õ	ũ
---	---	---	---	---

"I will state a word. You'll show the vowel stick."

quilt	wept	lamb
lamp	wrist	knock
melt	cold	yolk

GPH+B UNIT 5

Little Minds at Work – ©Tara West

Vowel Sticks



"I will state a vowel sound. You'll show the matching vowel stick."

ă	ě	ĩ	õ	ũ
---	---	---	---	---

"I will state a word. You'll show the vowel stick."

melt	raft	film
knob	swept	dunk
wind	hand	honk

GPH+B UNIT 5

Little Minds at Work – ©Tara West

Vowel Sticks



"I will state a vowel sound. You'll show the matching vowel stick."

ă	ě	ĩ	õ	ũ
---	---	---	---	---

"I will state a word. You'll show the vowel stick."

lift	belt	honk
swept	cast	fist
lung	knot	act

GPH+B UNIT 5

Little Minds at Work – ©Tara West

Vowel Sticks



"I will state a vowel sound. You'll show the matching vowel stick."

ă	ě	ĩ	õ	ũ
---	---	---	---	---

"I will state a word. You'll show the vowel stick."

mask	gulp	shelf
whisk	next	knob
cold	film	gasp

GPH+B UNIT 5

Little Minds at Work – ©Tara West

Vowel Sticks



"I will state a vowel sound. You'll show the matching vowel stick."

ă	ě	ĩ	õ	ũ
---	---	---	---	---

"I will state a word. You'll show the vowel stick."

wrist	gnat	told
self	knock	helm
wrap	limb	hung

GPH+B UNIT 5

Little Minds at Work – ©Tara West

Vowel Sticks



"I will state a vowel sound. You'll show the matching vowel stick."

ă	ě	ĩ	õ	ũ
---	---	---	---	---

"I will state a word. You'll show the vowel stick."

lift	knot	graph
help	quilt	rung
text	raft	told

GPH+B UNIT 5

Little Minds at Work – ©Tara West

Vowel Sticks



"I will state a vowel sound. You'll show the matching vowel stick."

ă	ě	ĩ	õ	ũ
---	---	---	---	---

"I will state a word. You'll show the vowel stick."

fold	lamb	gift
milk	wept	sand
belt	honk	wrung

GPH+B UNIT 5

Little Minds at Work – ©Tara West

Vowel Sticks



"I will state a vowel sound. You'll show the matching vowel stick."

ă	ě	ĩ	õ	ũ
---	---	---	---	---


"I will state a word. You'll show the vowel stick."

quilt	yolk	next
honk	act	wind
lamp	dunk	shelf

GPH+B UNIT 5

Little Minds at Work – ©Tara West

Vowel Sticks



"I will state a vowel sound. You'll show the matching vowel stick."

ă	ě	ĩ	õ	ũ
---	---	---	---	---

"I will state a word. You'll show the vowel stick."

lung	sand	fist
self	film	told
qolk	tent	graph

GPH+B UNIT 5

Little Minds at Work – ©Tara West

Vowel Sticks



"I will state a vowel sound. You'll show the matching vowel stick."

ă	ě	ĩ	õ	ũ
---	---	---	---	---

"I will state a word. You'll show the vowel stick."

nest	hung	gnat
wrap	knit	knob
limb	helm	dump

GPH+B UNIT 5

Little Minds at Work – ©Tara West

Vowel Sticks



"I will state a vowel sound. You'll show the matching vowel stick."

ă	ě	ĩ	õ	ũ
---	---	---	---	---

"I will state a word. You'll show the vowel stick."

vent	wrist	rung
knock	cast	next
raft	honk	knit

GPH+B UNIT 5

Little Minds at Work – ©Tara West

Vowel Sticks



"I will state a vowel sound. You'll show the matching vowel stick."

ă	ě	ĩ	õ	ũ
---	---	---	---	---


"I will state a word. You'll show the vowel stick."

cold	hand	lift
knob	text	rung
vent	whisk	gasp

GPH+B UNIT 5

Little Minds at Work – ©Tara West

Vowel Sticks



"I will state a vowel sound. You'll show the matching vowel stick."

ă	ě	ĩ	õ	ũ
---	---	---	---	---

"I will state a word. You'll show the vowel stick."

nest	gift	ramp
lung	knot	wept
mask	film	fold

GPH+B UNIT 5

Little Minds at Work – ©Tara West

Vowel Sticks



"I will state a vowel sound. You'll show the matching vowel stick."



ă	ě	ĩ	õ	ũ
---	---	---	---	---






"I will state a word. You'll show the vowel stick."

told	ramp	swept
wind	gulp	knock
sand	melt	fist

GPH+B UNIT 5

Little Minds at Work – ©Tara West






UNIT 5: BLENDS+R-CONTROL


Guided Phonics + Beyond

R-CONTROLLED ROUTINES



Little Minds at Work – ©Tara West

R-Controlled Routines



"I will state an r-controlled sound. You will identify the matching r-controlled sound."

ar

or

er

"I will state a word. You'll show the stick."

bird

harp

fork

star

fern

horn

curl

cord

bark

GPH+B UNIT 5

Little Minds at Work – ©Tara West

R-Controlled Routines



"I will state an r-controlled sound. You will identify the matching r-controlled sound."

ar

or

er

"I will state a word. You'll show the stick."

car

surf

storm

girl

barn

perm

park

cork

torn

GPH+B UNIT 5

Little Minds at Work – ©Tara West

R-Controlled Routines



"I will state an r-controlled sound. You will identify the matching r-controlled sound."

ar

or

er

"I will state a word. You'll show the stick."

thorn

card

stir

tart

doctor

yarn

perch

burn

corm

GPH+B UNIT 5

Little Minds at Work – ©Tara West

R-Controlled Routines



"I will state an r-controlled sound. You will identify the matching r-controlled sound."

ar

or

er

"I will state a word. You'll show the stick."

clerk

cart

razor

tarp

dirt

hard

hector

juror

hurl

GPH+B UNIT 5

Little Minds at Work – ©Tara West

R-Controlled Routines



"I will state an r-controlled sound. You will identify the matching r-controlled sound."

ar

or

er

"I will state a word. You'll show the stick."

prior

turn

dart

skirt

far

letter

error

arch

donor

GPH+B UNIT 5

Little Minds at Work – ©Tara West

R-Controlled Routines



"I will state an r-controlled sound. You will identify the matching r-controlled sound."

ar	or	er
----	----	----

"I will state a word. You'll show the stick."

otter	mart	visor
farm	anchor	shirt
sensor	hurt	dark

GPH+B UNIT 5

R-Controlled Routines



"I will state an r-controlled sound. You will identify the matching r-controlled sound."

ar	or	er
----	----	----

"I will state a word. You'll show the stick."

harm	born	curb
torso	baker	part
squirt	sharp	dorm

GPH+B UNIT 5

Little Minds at Work – ©Tara West

R-Controlled Routines



"I will state an r-controlled sound. You will identify the matching r-controlled sound."

ar	or	er
----	----	----

"I will state a word. You'll show the stick."

ford	scarf	faster
slurp	torch	yard
charm	whirl	norm

GPH+B UNIT 5

Little Minds at Work – ©Tara West

R-Controlled Routines



"I will state an r-controlled sound. You will identify the matching r-controlled sound."

ar	or	er
----	----	----

"I will state a word. You'll show the stick."

form	burp	jar
serve	arm	sworn
march	pork	firm

GPH+B UNIT 5

Little Minds at Work – ©Tara West

R-Controlled Routines



"I will state an r-controlled sound. You will identify the matching r-controlled sound."

ar	or	er
----	----	----

"I will state a word. You'll show the stick."

swirl	tar	worn
mark	fort	tiger
stork	burst	chart

GPH+B UNIT 5

Little Minds at Work – ©Tara West

R-Controlled Routines



"I will state an r-controlled sound. You will identify the matching r-controlled sound."

ar	or	er
----	----	----

"I will state a word. You'll show the stick."

churn	starch	third
shark	sort	acorn
forth	verb	start

GPH+B UNIT 5

Little Minds at Work – ©Tara West

R-Controlled Routines



"I will state an r-controlled sound. You will identify the matching r-controlled sound."

ar	or	er
----	----	----

"I will state a word. You'll show the stick."

scar	port	north
birth	ark	verse
orbit	lurch	smart

GPH+B UNIT 5

R-Controlled Routines



"I will state an r-controlled sound. You will identify the matching r-controlled sound."

ar	or	er
----	----	----

"I will state a word. You'll show the stick."

spark	copper	sport
nurse	art	chirp
bar	porch	scorn

GPH+B UNIT 5

Little Minds at Work – ©Tara West

R-Controlled Routines



"I will state an r-controlled sound. You will identify the matching r-controlled sound."

ar	or	er
----	----	----

"I will state a word. You'll show the stick."

short	lark	scatter
harsh	torso	puple
circus	car	fork

GPH+B UNIT 5

Little Minds at Work – ©Tara West

R-Controlled Routines



"I will state an r-controlled sound. You will identify the matching r-controlled sound."

ar	or	er
----	----	----

"I will state a word. You'll show the stick."

marsh	irk	corn
snort	purse	star
park	storm	teacher

GPH+B UNIT 5

Little Minds at Work – ©Tara West

R-Controlled Routines



"I will state an r-controlled sound. You will identify the matching r-controlled sound."

ar	or	er
----	----	----

"I will state a word. You'll show the stick."

driver	card	sport
star	sir	cork
born	harp	spurt

GPH+B UNIT 5

Little Minds at Work – ©Tara West

R-Controlled Routines



"I will state an r-controlled sound. You will identify the matching r-controlled sound."

ar	or	er
----	----	----

"I will state a word. You'll show the stick."

dart	turnip	birch
cord	scarf	thorn
orbit	nerve	farm

GPH+B UNIT 5

Little Minds at Work – ©Tara West

R-Controlled Routines



"I will state an r-controlled sound. You will identify the matching r-controlled sound."

ar	or	er
----	----	----

"I will state a word. You'll show the stick."

turtle	answer	porch
yarn	sworn	bark
flirt	tar	fort

GPH+B UNIT 5

Little Minds at Work – ©Tara West

R-Controlled Routines



"I will state an r-controlled sound. You will identify the matching r-controlled sound."

ar	or	er
----	----	----

"I will state a word. You'll show the stick."

form	quirk	far
spur	barn	tor
carp	sport	perfect

GPH+B UNIT 5

Little Minds at Work – ©Tara West

R-Controlled Routines



"I will state an r-controlled sound. You will identify the matching r-controlled sound."

ar	or	er
----	----	----

"I will state a word. You'll show the stick."

mart	north	dark
ford	swirl	blur
winter	starch	norm

GPH+B UNIT 5

Little Minds at Work – ©Tara West

R-Controlled Routines



"I will state an r-controlled sound. You will identify the matching r-controlled sound."

ar	or	er
----	----	----

"I will state a word. You'll show the stick."

pork	scar	twirl
writer	forth	shark
tarp	curd	scorn

GPH+B UNIT 5

Little Minds at Work – ©Tara West

R-Controlled Routines



"I will state an r-controlled sound. You will identify the matching r-controlled sound."

ar	or	er
----	----	----

"I will state a word. You'll show the stick."

yard	otter	part
lurk	port	worn
torch	thirst	ark

GPH+B UNIT 5

Little Minds at Work – ©Tara West

R-Controlled Routines



"I will state an r-controlled sound. You will identify the matching r-controlled sound."

ar	or	er
----	----	----

"I will state a word. You'll show the stick."

turbo	sort	mark
harsh	smirk	enter
dorm	lark	snort

GPH+B UNIT 5

Little Minds at Work – ©Tara West



ar

or

er

ar

or

er



ar

or

er

ar


or

er

UNIT 5: BLENDS+R-CONTROL

Guided Phonics + Beyond

SILENT SOUNDS ROUTINES



Little Minds at Work – ©Tara West

Silent Sounds Sticks



"I will state a silent sound. You'll show the matching silent sound stick."

kn	gn	wr	mb	ph
----	----	----	----	----

"I will state a word. You'll show the sound stick."

gnat	knit	wrap
dolphin	comb	gnome
wrung	photo	thumb

GPH+B UNIT 5

Little Minds at Work – ©Tara West

Silent Sounds Sticks



"I will state a silent sound. You'll show the matching silent sound stick."

kn	gn	wr	mb	ph
----	----	----	----	----

"I will state a word. You'll show the sound stick."

gopher	gnarl	knob
knoll	wren	phone
lamb	wrote	crumb

GPH+B UNIT 5

Little Minds at Work – ©Tara West

Silent Sounds Sticks



"I will state a silent sound. You'll show the matching silent sound stick."

kn	gn	wr	mb	ph
----	----	----	----	----

"I will state a word. You'll show the sound stick."

wreck	graph	numb
knot	limb	gnash
phase	gnat	wrong

GPH+B UNIT 5

Little Minds at Work – ©Tara West

Silent Sounds Sticks



"I will state a silent sound. You'll show the matching silent sound stick."

kn	gn	wr	mb	ph
----	----	----	----	----

"I will state a word. You'll show the sound stick."

write	numb	orphan
morph	knack	wring
gnome	climb	knob

GPH+B UNIT 5

Little Minds at Work – ©Tara West

Silent Sounds Sticks



"I will state a silent sound. You'll show the matching silent sound stick."

kn	gn	wr	mb	ph
----	----	----	----	----

"I will state a word. You'll show the sound stick."

wrist	gnat	lamb
gnarl	orphan	knelt
dolphin	climb	wrap

GPH+B UNIT 5

Little Minds at Work – ©Tara West

Silent Sounds Sticks



"I will state a silent sound. You'll show the matching silent sound stick."

kn	gn	wr	mb	ph
----	----	----	----	----

"I will state a word. You'll show the sound stick."

crumb	write	knot
wren	morph	gnu
knife	phase	limb

GPH+B UNIT 5

Little Minds at Work – ©Tara West

Silent Sounds Sticks



"I will state a silent sound. You'll show the matching silent sound stick."

kn	gn	wr	mb	ph
----	----	----	----	----


"I will state a word. You'll show the sound stick."

gnarl	phone	gnome
comb	wrong	thumb
dolphin	knock	wreck

GPH+B UNIT 5

Little Minds at Work – ©Tara West

Silent Sounds Sticks



"I will state a silent sound. You'll show the matching silent sound stick."

kn	gn	wr	mb	ph
----	----	----	----	----

"I will state a word. You'll show the sound stick."

wring	comb	wrote
photo	gnash	gopher
crumb	knit	null

GPH+B UNIT 5

Little Minds at Work – ©Tara West

Silent Sounds Sticks



"I will state a silent sound. You'll show the matching silent sound stick."

kn	gn	wr	mb	ph
----	----	----	----	----

"I will state a word. You'll show the sound stick."

knit	dolphin	wrist
graph	thumb	gnome
wrung	limb	knack

GPH+B UNIT 5

Little Minds at Work – ©Tara West

Silent Sounds Sticks



"I will state a silent sound. You'll show the matching silent sound stick."

kn	gn	wr	mb	ph
----	----	----	----	----

"I will state a word. You'll show the sound stick."

lamb	knob	wrap
write	gopher	gnome
gnat	climb	phase

GPH+B UNIT 5

Little Minds at Work – ©Tara West

Silent Sounds Sticks



"I will state a silent sound. You'll show the matching silent sound stick."

kn	gn	wr	mb	ph
----	----	----	----	----

"I will state a word. You'll show the sound stick."

gnu	phone	knot
knife	wren	numb
graph	crumb	wrong

GPH+B UNIT 5

Little Minds at Work – ©Tara West

Silent Sounds Sticks



"I will state a silent sound. You'll show the matching silent sound stick."

kn	gn	wr	mb	ph
----	----	----	----	----

"I will state a word. You'll show the sound stick."

morph	gnarl	wrote
knack	wreck	photo
thumb	knock	climb

GPH+B UNIT 5

Little Minds at Work – ©Tara West

Silent Sounds Sticks



"I will state a silent sound. You'll show the matching silent sound stick."

kn	gn	wr	mb	ph
----	----	----	----	----

"I will state a word. You'll show the sound stick."

crumb	phone	lamb
wren	knelt	orphan
wring	knob	gnash

GPH+B UNIT 5

Little Minds at Work – ©Tara West

Silent Sounds Sticks



"I will state a silent sound. You'll show the matching silent sound stick."

kn	gn	wr	mb	ph
----	----	----	----	----

"I will state a word. You'll show the sound stick."

wrist	gnat	graph
limb	gnome	knife
phase	thumb	wrung

GPH+B UNIT 5

Little Minds at Work – ©Tara West

Silent Sounds Sticks



"I will state a silent sound. You'll show the matching silent sound stick."

kn	gn	wr	mb	ph
----	----	----	----	----


"I will state a word. You'll show the sound stick."

phone	comb	gnu
wreck	write	knelt
knock	gopher	numb

GPH+B UNIT 5

Little Minds at Work – ©Tara West

Silent Sounds Sticks



"I will state a silent sound. You'll show the matching silent sound stick."

kn	gn	wr	mb	ph
----	----	----	----	----

"I will state a word. You'll show the sound stick."

limb	gnarl	wrong
gnat	photo	morph
wrote	knoll	comb

GPH+B UNIT 5

Little Minds at Work – ©Tara West

Silent Sounds Sticks



"I will state a silent sound. You'll show the matching silent sound stick."

kn	gn	wr	mb	ph
----	----	----	----	----

"I will state a word. You'll show the sound stick."

phase	wrap	dolphin
wrote	lamb	thumb
knock	gnarl	knit

GPH+B UNIT 5

Little Minds at Work – ©Tara West

Silent Sounds Sticks



"I will state a silent sound. You'll show the matching silent sound stick."

kn	gn	wr	mb	ph
----	----	----	----	----


"I will state a word. You'll show the sound stick."

crumb	knoll	photo
gnash	gopher	wren
numb	gnat	wrung

GPH+B UNIT 5

Little Minds at Work – ©Tara West

Silent Sounds Sticks



"I will state a silent sound. You'll show the matching silent sound stick."

kn	gn	wr	mb	ph
----	----	----	----	----

"I will state a word. You'll show the sound stick."

wrap	lamb	knock
phone	climb	wreck
gnash	graph	gnome

GPH+B UNIT 5

Little Minds at Work – ©Tara West

Silent Sounds Sticks



"I will state a silent sound. You'll show the matching silent sound stick."

kn	gn	wr	mb	ph
----	----	----	----	----

"I will state a word. You'll show the sound stick."

photo	write	gnat
knife	graph	wren
comb	crumb	knob

GPH+B UNIT 5

Little Minds at Work – ©Tara West

Silent Sounds Sticks



"I will state a silent sound. You'll show the matching silent sound stick."

kn	gn	wr	mb	ph
----	----	----	----	----

"I will state a word. You'll show the sound stick."

knit	wreck	phone
orphan	knelt	thumb
gnarl	lamb	wrong

GPH+B UNIT 5

Little Minds at Work – ©Tara West

Silent Sounds Sticks



"I will state a silent sound. You'll show the matching silent sound stick."

kn	gn	wr	mb	ph
----	----	----	----	----

"I will state a word. You'll show the sound stick."

limb	gnash	gopher
comb	wrap	knot
wring	phase	gnome

GPH+B UNIT 5

Little Minds at Work – ©Tara West

Silent Sounds Sticks



"I will state a silent sound. You'll show the matching silent sound stick."

kn	gn	wr	mb	ph
----	----	----	----	----

"I will state a word. You'll show the sound stick."

numb	knelt	wrong
morph	gnome	wrote
knit	climb	phase

GPH+B UNIT 5

Little Minds at Work – ©Tara West



kn

gn

wr

mb

ph




kn

gn

wr


mb

ph




lift

raft



told

fold




gulp

help




raft

gift




golf

yolk




belt

melt




milk

melt



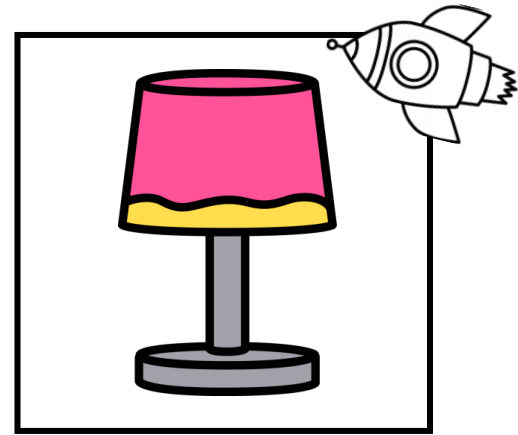
self

shelf



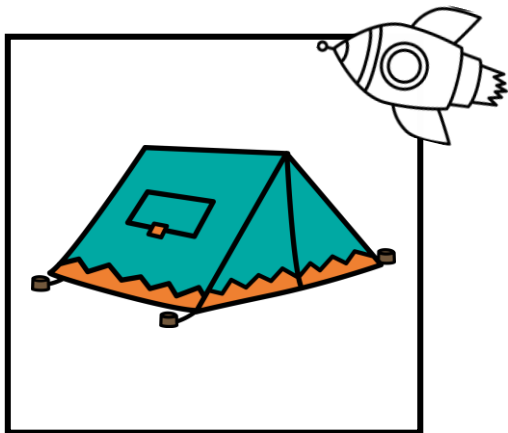
hand

sand



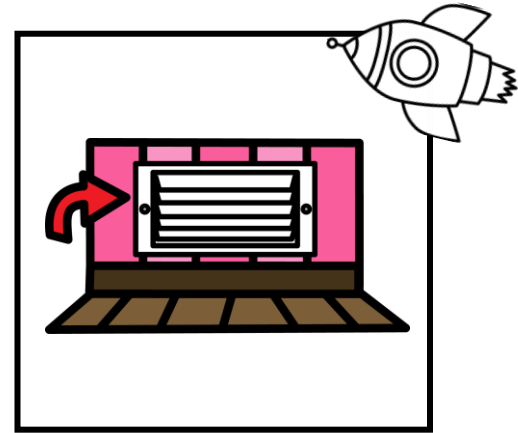
lamp

ramp




tent

wind



vent

tent




nest

vest




desk

mask




cast

gasp



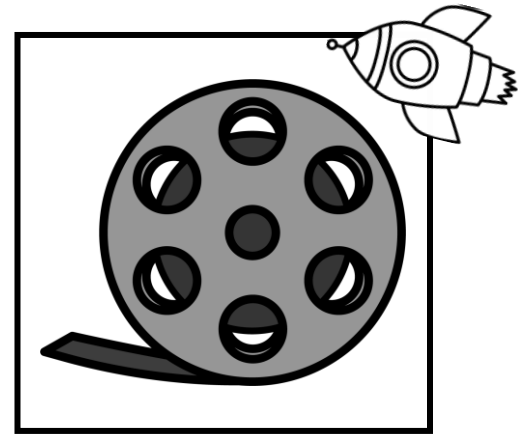
vest

fist




slept

act




film

helm




wept

swept




next

text




call

hall




fall

wall




stall

tall




ball

call




troll

roll




bull

pull




doll

gull



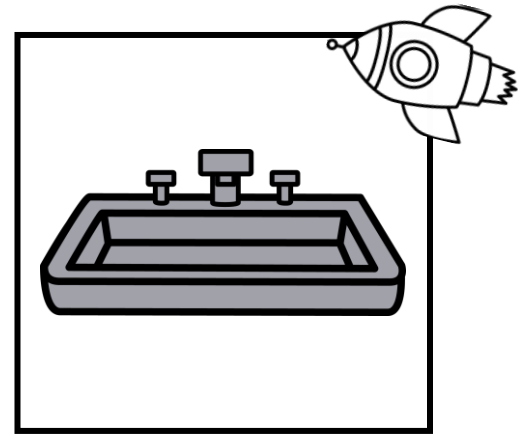
pull

full




tank

link



wink

sink




rink

honk




dunk

tank



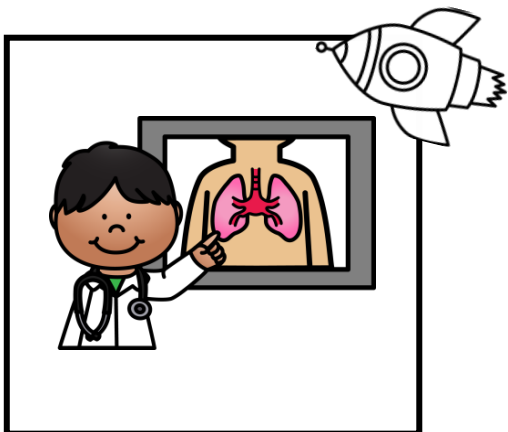
king

fang




ring

wing



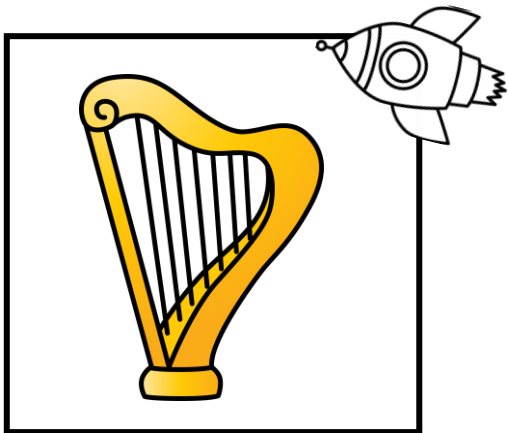
lung

hung



rung

sing




harp

park

Guided Phonics + Beyond UNIT 5 Lesson 10

Tara West – Little Minds at Work




car

star

Guided Phonics + Beyond UNIT 5 Lesson 10

Tara West – Little Minds at Work

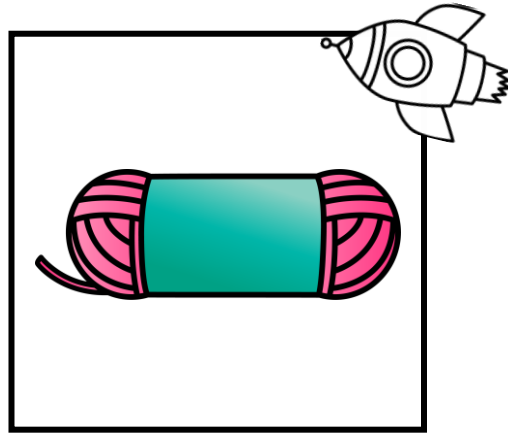


bark

barn

Guided Phonics + Beyond UNIT 5 Lesson 10

Tara West – Little Minds at Work




card

yarn


Guided Phonics + Beyond UNIT 5 Lesson 10

Tara West – Little Minds at Work



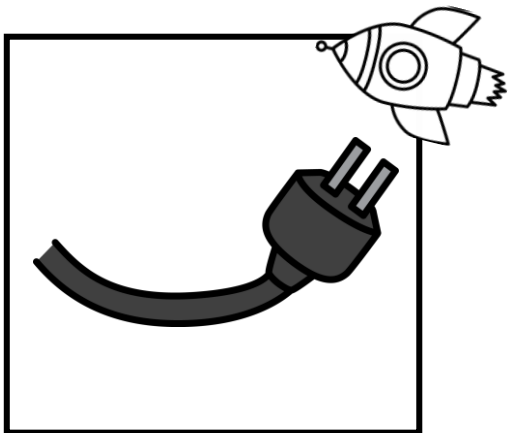
cork

fork




horn

storm




cord

corn



torn

thorn




herd

fern



perch

clerk




fern

herd




perm

perch




squirt

dirt



girl

whirl




bird

skirt




shirt

stir




hurl

curl



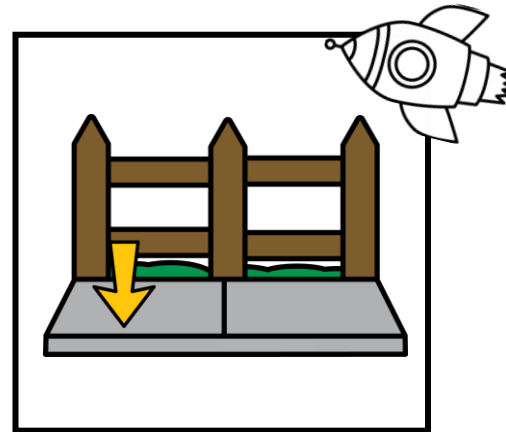
slurp

surf




burn

turn



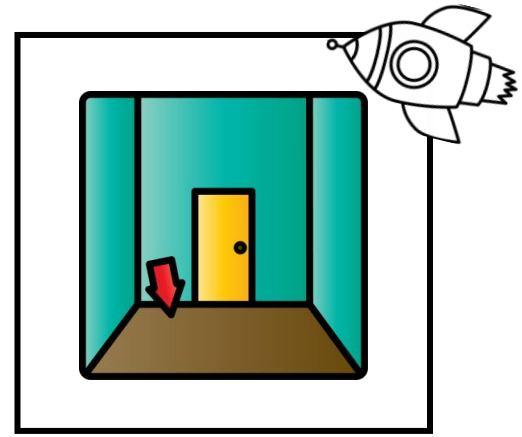
curl

curb




oar

boar




floor

door




soar

oar




door

floor



four

gourd



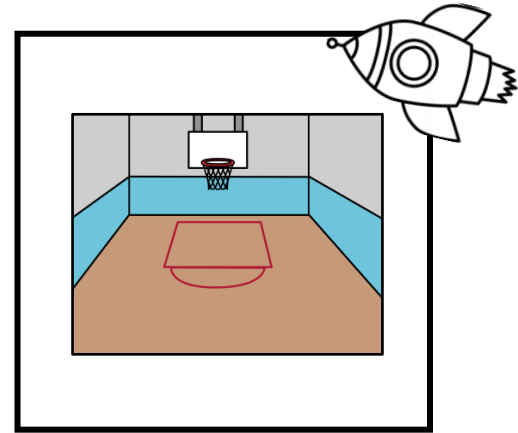
snore

store




pour

four




chore

court




share

hare




chair

square



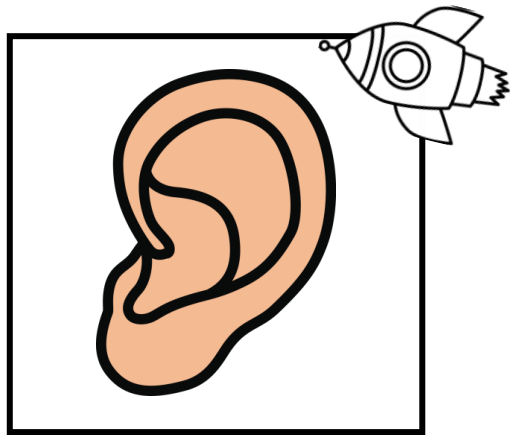
bear

pear




hare

fair




ear

fear




cheer

gear




fear

hear




deer

peer




deer

cheer




park

bark




pear

bear




store

tore




alert

awake




zebra

salad




awake

alert




salad

zebra




knock

knob




knit

knife




gnome

gnat




gnat

gnome




wrist

wreck




wrung

wrap




limb

lamb



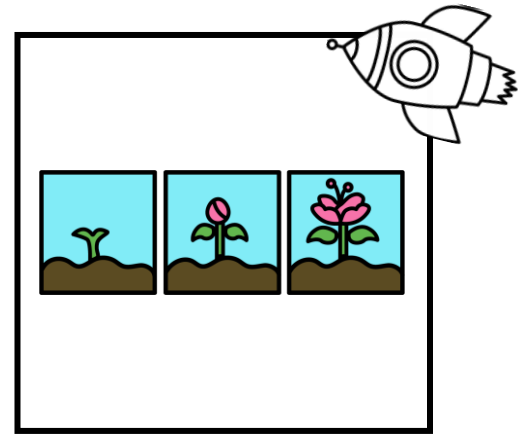
comb

limb




limb

lamb




phase

phone




phone

phase




graph

gnat




knife

knit




knot

knock



wreck

wrist



wrung

wrap

Name:

Decodable Passage #1



Read the passage.

**Fran is a nice kid.
She can help her
mom lift the raft and
place it in the truck.**

Illustrate the passage.

Name: _____

Decodable Passage #2



Read the passage.

**I will dress my elf. It
has on a little belt
and a hat. It sits on
the quilt on my bed.**

Illustrate the passage.

A large, empty rectangular box with a black border, intended for a student to draw a picture related to the passage.

Name:

Decodable Passage #3



Read the passage.

**Grace went to band
camp. She would
play the drum. She
hit it with a thump.**

Illustrate the passage.

Name:

Decodable Passage #4



Read the passage.

**The man must go
west. He got his vest
from the chest and
rode off into the
dusk.**

Illustrate the passage.

Name: _____

Decodable Passage #5



Read the passage.

**Max kept a list of
stuff to do. He
swept. Then he had
to check to see
what was next.**

Illustrate the passage.

A large, empty rectangular box with a black border, intended for a student to draw an illustration of the passage.

Name: _____

Decodable Passage #6



Read the passage.

**Chuck must help his
mom. He is tall and
has to set a vase on
the top shelf in the
hall.**

Illustrate the passage.

A large, empty rectangular box with a black border, intended for a student to draw an illustration of the passage.

Name: _____

Decodable Passage #7



Read the passage.

**The troll is not a
grump. He has a
little pet bull that is
kept in a stall next to
his home.**

Illustrate the passage.

A large, empty rectangular box with a black border, intended for a student to draw an illustration related to the passage.

Name: _____

Decodable Passage #8



Read the passage.

**Frank sank into his
bunk bed. He said,
“I think I should
take a quick nap.”**

Illustrate the passage.

A large, empty rectangular box with a black border, intended for a student to draw an illustration of the passage.

Name:

Decodable Passage #9



Read the passage.

**A nice king clung to
his robe as he sat
on the swing. He
sang a fun song.**

Illustrate the passage.

Name: _____

Decodable Passage #10



Read the passage.

**Mark will park his
car. He is not far
from the marsh. He
will look for a lark.**

Illustrate the passage.

Name: _____

Decodable Passage #11



Read the passage.

**A little stork was
born in the north.
It was white and
had a short torso.**

Illustrate the passage.

Name:

Decodable Passage #12



Read the passage.

**Clark could see a
tiger in the lane. He
had to hit the brake
and felt the car jerk.**

Illustrate the passage.

Name: _____

Decodable Passage #13



Read the passage.

**Fern had on a white
and red shirt and
skirt. She gave a big
twirl in her skirt.**

Illustrate the passage.

Name: _____

Decodable Passage #14



Read the passage.

**Carl is in the game.
He must turn and
hurl the ball to the
kid on first base.**

Illustrate the passage.

Name: _____

Decodable Passage #15



Read the passage.

**Chad has a pet
boar. It has a long
tusk and a short
tusk. It naps on the
floor.**

Illustrate the passage.

A large, empty rectangular box with a black border, intended for a student to draw an illustration of the passage.

Name:

Decodable Passage #16



Read the passage.

**The farmer had to
pull up a big gourd
from the dirt. It was
a huge chore.**

Illustrate the passage.

Name:

Decodable Passage #17



Read the passage.

**A hare and a bear
cub were in a cave.
They did not like the
glare of the sun.**

Illustrate the passage.

Name: _____

Decodable Passage #18



Read the passage.

**Steer clear of the
path. There is a
deer on it, and we
do not want to
scare it.**

Illustrate the passage.

Name: _____

Decodable Passage #19



Read the passage.

**The rider wore a
helmet. He went to
the stall and sat on
the mare.**

Illustrate the passage.

Name:

Decodable Passage #20



Read the passage.

**Blanch sat on the
sofa with her dad.
She said, “Tell me a
parrot tale.”**

Illustrate the passage.

Name:

Decodable Passage #21



Read the passage.

**A huge walrus was
on the ice in the
Arctic. It had long
whiskers on its face.**

Illustrate the passage.

Name: _____

Decodable Passage #22



Read the passage.

**A gnat was on the
gnome. The gnome
knelt so he could
knock it off.**

Illustrate the passage.

A large, empty rectangular box with a black border, intended for a student to draw an illustration of the passage.

Name: _____

Decodable Passage #23



Read the passage.

**The little lamb was
in the shade. It bit
into a crumb that
was in the grass.**

Illustrate the passage.

Name:

Decodable Passage #24



Read the passage.

**We made a graph
in class. It was on
how long it takes a
bug to morph.**

Illustrate the passage.

Name:

Decodable Passage #25



Read the passage.

**Ben had to fix his
hair with a comb. It
was time to take a
photo with his sister.**

Illustrate the passage.

Name: _____

Decodable Words Set #1



Stretch and blend each word.

held



gulp



yelp



left



draft



theft



mold



swift



pulp



left



soft



bold



Name: _____

Decodable Words Set #2



Stretch and blend each word.

shelf



sulk



whelk



bulk



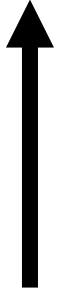
wilt



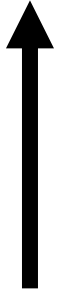
felt



golf



self



milk



silk



quilt



elf



Name: _____

Decodable Words Set #3



Stretch and blend each word.

font



glint



blimp



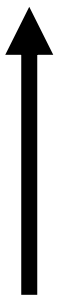
lent



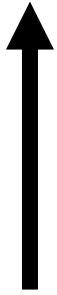
fund



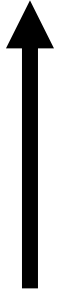
mint



dump



limp



slant



tend



pond



end



Name: _____

Decodable Words Set #4



Stretch and blend each word.

blast



musk



wisp



crisp



lost



test



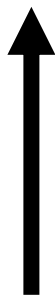
dusk



fast



gust



rasp



rust



brisk



Name: _____

Decodable Words Set #5



Stretch and blend each word.

kept



elm



duct



bulk



wept



film



fact



pact



slept



helm



act



next



Name: _____

Decodable Words Set #6



Stretch and blend each word.

wall ↑

mall ↑

call ↑

ball ↑

all ↑

stall ↑

fall ↑

small ↑

hall ↑

tall ↑

Name: _____

Decodable Words Set #7



Stretch and blend each word.

bull ↑

full ↑

pull ↑

poll ↑

toll ↑

roll ↑

dull ↑

gull ↑

hull ↑

troll ↑

skull ↑

doll ↑

Name: _____

Decodable Words Set #8



Stretch and blend each word.

bank



sank



think



pink



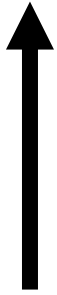
link



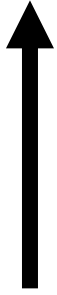
tank



rank



dunk



bunk



blink



honk



wink



Name: _____

Decodable Words Set #9



Stretch and blend each word.

fang →

thing →

stung →

hung →

sting →

cling →

king →

ring →

bring →

long →

lung →

rang →

Name: _____

Decodable Words Set #10



Stretch and blend each word.

arm



art



far



jar



tar



arch



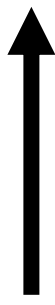
bark



dart



yarn



chart



sharp



shark



Name: _____

Decodable Words Set #11



Stretch and blend each word.

born



cord



cork



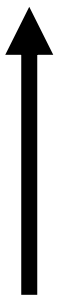
corn



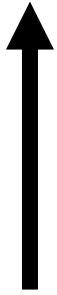
fork



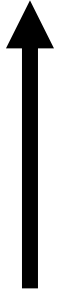
horn



port



horn



torn



sort



worn



short



Name: _____

Decodable Words Set #12



Stretch and blend each word.

herd



perch



fern



perm



perk



verb



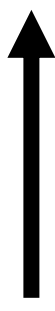
clerk



after



inner



offer



letter



rider



Name: _____

Decodable Words Set #13



Stretch and blend each word.

fir



bird



dirt



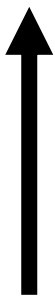
firm



girl



chirp



thirst



twirl



whirl



shirt



first



birch



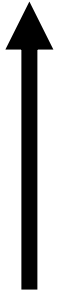
Name: _____

Decodable Words Set #14



Stretch and blend each word.

fur



curb



hurt



turn



blur



hurl



spur



surf



burn



curl



turf



slurp



Name: _____

Decodable Words Set #15



Stretch and blend each word.

oar
↑

boar
↑

roar
↑

soar
↑

door
↑

poor
↑

floor
↑

spoor
↑

Name: _____

Decodable Words Set #16



Stretch and blend each word.

four ↑	pour ↑	tour ↑
your ↑	court ↑	fourth ↑
gourd ↑	core ↑	bore ↑
lore ↑	more ↑	sore ↑

Name: _____

Decodable Words Set #17



Stretch and blend each word.

air ↑	chair ↑	care ↑
fair ↑	stair ↑	flare ↑
hair ↑	bear ↑	glare ↑
pair ↑	wear ↑	scare ↑

Name: _____

Decodable Words Set #18



Stretch and blend each word.

deer ↑	cheer ↑	dear ↑
fear ↑	hear ↑	near ↑
clear ↑	year ↑	peer ↑
gear ↑	peer ↑	sheer ↑

Name: _____

Decodable Words Set #19



Stretch and blend each word.

care



barn



cord



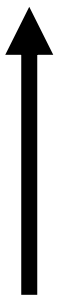
year



perch



turn



bird



flare



whirl



store



court



deer



Name: _____

Decodable Words Set #20-21



Stretch and blend each word.

alarm ↑	zebra ↑	ago ↑
item ↑	pencil ↑	lemon ↑
carrot ↑	parrot ↑	album ↑
bottom ↑	salad ↑	soda ↑

Name: _____

Decodable Words Set #22



Stretch and blend each word.

knap



knelt



knife



knit



gnarl



gnat



knob



knoll



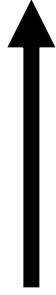
knit



knot



knock



gnash



Name: _____

Decodable Words Set #23



Stretch and blend each word.

wrap



wren



wreck



wring



wrist



write



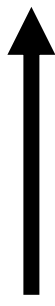
wrote



numb



limb



thumb



climb



lamb



Name: _____

Decodable Words Set #24



Stretch and blend each word.

graph →

morph →

phase →

phone →

photo →

Phil →

phase →

Phil →

phone →

photo →

graph →

morph →

Name: _____

Decodable Words Set #25



Stretch and blend each word.

photo →

knife →

numb →

knot →

write →

knob →

lamb →

climb →

knit →

wrist →

graph →

gnat →


Stretch and blend each word.

UNIT 5: BLENDS+R-CONTROL

Guided Phonics + Beyond

WHOLE-WORD READING

teacher-guided



Little Minds at Work – ©Tara West

Look



Think



Say



yelp



Guided Phonics + Beyond UNIT 5

Little Minds at Work – ©Tara West

Look



Think



Say



craft



Guided Phonics + Beyond UNIT 5

Little Minds at Work – ©Tara West

Look



Think



Say



gift



Guided Phonics + Beyond UNIT 5

Little Minds at Work – ©Tara West

Look



Think



Say



help



Guided Phonics + Beyond UNIT 5

Little Minds at Work – ©Tara West

Look



Think



Say



cold



Guided Phonics + Beyond UNIT 5

Little Minds at Work – ©Tara West

Look



Think



Say



golf



Guided Phonics + Beyond UNIT 5

Little Minds at Work – ©Tara West

Look



Think



Say



bulk



Guided Phonics + Beyond UNIT 5

Little Minds at Work – ©Tara West

Look



Think



Say



self



Guided Phonics + Beyond UNIT 5

Little Minds at Work – ©Tara West

Look



Think



Say



kilt



Guided Phonics + Beyond UNIT 5

Little Minds at Work – ©Tara West

Look



Think



Say



melt



Guided Phonics + Beyond UNIT 5

Little Minds at Work – ©Tara West

Look



Think



Say



wilt



Guided Phonics + Beyond UNIT 5

Little Minds at Work – ©Tara West

Look



Think



Say



hunt



Look



Think



Say



lend



Look



Think



Say



trend



Look



Think



Say



blimp



Look



Think



Say



mint



Look



Think



Say



jump



Look



Think



Say



rest



Guided Phonics + Beyond UNIT 5

Little Minds at Work – ©Tara West

Look



Think



Say



brisk



Guided Phonics + Beyond UNIT 5

Little Minds at Work – ©Tara West

Look



Think



Say



frost



Guided Phonics + Beyond UNIT 5

Little Minds at Work – ©Tara West

Look



Think



Say



quest



Guided Phonics + Beyond UNIT 5

Little Minds at Work – ©Tara West

Look



Think



Say



wisp



Guided Phonics + Beyond UNIT 5

Little Minds at Work – ©Tara West

Look



Think



Say



blast



Guided Phonics + Beyond UNIT 5

Little Minds at Work – ©Tara West

Look



Think



Say



duct



Guided Phonics + Beyond UNIT 5

Little Minds at Work – ©Tara West

Look



Think



Say



text



Guided Phonics + Beyond UNIT 5

Little Minds at Work – ©Tara West

Look



Think



Say



kept



Guided Phonics + Beyond UNIT 5

Little Minds at Work – ©Tara West

Look



Think



Say



tact



Guided Phonics + Beyond UNIT 5

Little Minds at Work – ©Tara West

Look



Think



Say



slept



Guided Phonics + Beyond UNIT 5

Little Minds at Work – ©Tara West

Look



Think



Say



next



Guided Phonics + Beyond UNIT 5

Little Minds at Work – ©Tara West

Look



Think



Say



mall



Guided Phonics + Beyond UNIT 5

Little Minds at Work – ©Tara West

Look



Think



Say



ball



Guided Phonics + Beyond UNIT 5

Little Minds at Work – ©Tara West

Look



Think



Say



tall



Guided Phonics + Beyond UNIT 5

Little Minds at Work – ©Tara West

Look



Think



Say



stall



Guided Phonics + Beyond UNIT 5

Little Minds at Work – ©Tara West

Look



Think



Say



hall



Guided Phonics + Beyond UNIT 5

Little Minds at Work – ©Tara West

Look



Think



Say



wall



Guided Phonics + Beyond UNIT 5

Little Minds at Work – ©Tara West

Look



Think



Say



dull



Look



Think



Say



gull



Look



Think



Say



hull



Look



Think



Say



roll



Look



Think



Say



toll



Look



Think



Say



troll



Look



Think



Say



mink



Look



Think



Say



bank



Look



Think



Say



stunk



Look



Think



Say



ink



Look



Think



Say



blink



Look



Think



Say



trunk



Look



Think



Say



fling



Guided Phonics + Beyond UNIT 5

Little Minds at Work – ©Tara West

Look



Think



Say



lung



Guided Phonics + Beyond UNIT 5

Little Minds at Work – ©Tara West

Look



Think



Say



fang



Guided Phonics + Beyond UNIT 5

Little Minds at Work – ©Tara West

Look



Think



Say



bang



Guided Phonics + Beyond UNIT 5

Little Minds at Work – ©Tara West

Look



Think



Say



sting



Guided Phonics + Beyond UNIT 5

Little Minds at Work – ©Tara West

Look



Think



Say



long



Guided Phonics + Beyond UNIT 5

Little Minds at Work – ©Tara West

Look



Think



Say



arch



Look



Think



Say



start



Look



Think



Say



scarf



Look



Think



Say



yarn



Look



Think



Say



mark



Look



Think



Say



cart



Look



Think



Say



form



Guided Phonics + Beyond UNIT 5

Little Minds at Work – ©Tara West

Look



Think



Say



horn



Guided Phonics + Beyond UNIT 5

Little Minds at Work – ©Tara West

Look



Think



Say



pork



Guided Phonics + Beyond UNIT 5

Little Minds at Work – ©Tara West

Look



Think



Say



forth



Guided Phonics + Beyond UNIT 5

Little Minds at Work – ©Tara West

Look



Think



Say



torch



Guided Phonics + Beyond UNIT 5

Little Minds at Work – ©Tara West

Look



Think



Say



worn



Guided Phonics + Beyond UNIT 5

Little Minds at Work – ©Tara West

Look



Think



Say



enter



Guided Phonics + Beyond UNIT 5

Little Minds at Work – ©Tara West

Look



Think



Say



clerk



Guided Phonics + Beyond UNIT 5

Little Minds at Work – ©Tara West

Look



Think



Say



inner



Guided Phonics + Beyond UNIT 5

Little Minds at Work – ©Tara West

Look



Think



Say



verb



Guided Phonics + Beyond UNIT 5

Little Minds at Work – ©Tara West

Look



Think



Say



tiger



Guided Phonics + Beyond UNIT 5

Little Minds at Work – ©Tara West

Look



Think



Say



seller



Guided Phonics + Beyond UNIT 5

Little Minds at Work – ©Tara West

Look



Think



Say



first



Guided Phonics + Beyond UNIT 5

Little Minds at Work – ©Tara West

Look



Think



Say



whirl



Guided Phonics + Beyond UNIT 5

Little Minds at Work – ©Tara West

Look



Think



Say



girl



Guided Phonics + Beyond UNIT 5

Little Minds at Work – ©Tara West

Look



Think



Say



birch



Guided Phonics + Beyond UNIT 5

Little Minds at Work – ©Tara West

Look



Think



Say



shirt



Guided Phonics + Beyond UNIT 5

Little Minds at Work – ©Tara West

Look



Think



Say



third



Guided Phonics + Beyond UNIT 5

Little Minds at Work – ©Tara West

Look



Think



Say



blurb



Guided Phonics + Beyond UNIT 5

Little Minds at Work – ©Tara West

Look



Think



Say



lurch



Guided Phonics + Beyond UNIT 5

Little Minds at Work – ©Tara West

Look



Think



Say



turf



Guided Phonics + Beyond UNIT 5

Little Minds at Work – ©Tara West

Look



Think



Say



fur



Guided Phonics + Beyond UNIT 5

Little Minds at Work – ©Tara West

Look



Think



Say



hurl



Guided Phonics + Beyond UNIT 5

Little Minds at Work – ©Tara West

Look



Think



Say



burn



Guided Phonics + Beyond UNIT 5

Little Minds at Work – ©Tara West

Look



Think



Say



boar



Guided Phonics + Beyond UNIT 5

Little Minds at Work – ©Tara West

Look



Think



Say



roar



Guided Phonics + Beyond UNIT 5

Little Minds at Work – ©Tara West

Look



Think



Say



soar



Guided Phonics + Beyond UNIT 5

Little Minds at Work – ©Tara West

Look



Think



Say



poor



Guided Phonics + Beyond UNIT 5

Little Minds at Work – ©Tara West

Look



Think



Say



floor



Guided Phonics + Beyond UNIT 5

Little Minds at Work – ©Tara West

Look



Think



Say



door



Guided Phonics + Beyond UNIT 5

Little Minds at Work – ©Tara West

Look



Think



Say



core



Guided Phonics + Beyond UNIT 5

Little Minds at Work – ©Tara West

Look



Think



Say



score



Guided Phonics + Beyond UNIT 5

Little Minds at Work – ©Tara West

Look



Think



Say



court



Guided Phonics + Beyond UNIT 5

Little Minds at Work – ©Tara West

Look



Think



Say



shore



Guided Phonics + Beyond UNIT 5

Little Minds at Work – ©Tara West

Look



Think



Say



sore



Guided Phonics + Beyond UNIT 5

Little Minds at Work – ©Tara West

Look



Think



Say



four



Guided Phonics + Beyond UNIT 5

Little Minds at Work – ©Tara West

Look



Think



Say



flair



Guided Phonics + Beyond UNIT 5

Little Minds at Work – ©Tara West

Look



Think



Say



fare



Guided Phonics + Beyond UNIT 5

Little Minds at Work – ©Tara West

Look



Think



Say



wear



Guided Phonics + Beyond UNIT 5

Little Minds at Work – ©Tara West

Look



Think



Say



hair



Guided Phonics + Beyond UNIT 5

Little Minds at Work – ©Tara West

Look



Think



Say



stare



Guided Phonics + Beyond UNIT 5

Little Minds at Work – ©Tara West

Look



Think



Say



bear



Guided Phonics + Beyond UNIT 5

Little Minds at Work – ©Tara West

Look



Think



Say



steer



Guided Phonics + Beyond UNIT 5

Little Minds at Work – ©Tara West

Look



Think



Say



peer



Guided Phonics + Beyond UNIT 5

Little Minds at Work – ©Tara West

Look



Think



Say



deer



Guided Phonics + Beyond UNIT 5

Little Minds at Work – ©Tara West

Look



Think



Say



clear



Guided Phonics + Beyond UNIT 5

Little Minds at Work – ©Tara West

Look



Think



Say



year



Guided Phonics + Beyond UNIT 5

Little Minds at Work – ©Tara West

Look



Think



Say



dear



Guided Phonics + Beyond UNIT 5

Little Minds at Work – ©Tara West

Look



Think



Say



knot



Guided Phonics + Beyond UNIT 5

Little Minds at Work – ©Tara West

Look



Think



Say



knelt



Guided Phonics + Beyond UNIT 5

Little Minds at Work – ©Tara West

Look



Think



Say



knob



Guided Phonics + Beyond UNIT 5

Little Minds at Work – ©Tara West

Look



Think



Say



gnat



Guided Phonics + Beyond UNIT 5

Little Minds at Work – ©Tara West

Look



Think



Say



gnarl



Guided Phonics + Beyond UNIT 5

Little Minds at Work – ©Tara West

Look



Think



Say



knife



Guided Phonics + Beyond UNIT 5

Little Minds at Work – ©Tara West

Look



Think



Say



wren



Guided Phonics + Beyond UNIT 5

Little Minds at Work – ©Tara West

Look



Think



Say



write



Guided Phonics + Beyond UNIT 5

Little Minds at Work – ©Tara West

Look



Think



Say



wrist



Guided Phonics + Beyond UNIT 5

Little Minds at Work – ©Tara West

Look



Think



Say



lamb



Guided Phonics + Beyond UNIT 5

Little Minds at Work – ©Tara West

Look



Think



Say



numb



Guided Phonics + Beyond UNIT 5

Little Minds at Work – ©Tara West

Look



Think



Say



climb



Guided Phonics + Beyond UNIT 5


Little Minds at Work – ©Tara West



raft



told



gulp




cold






golf




belt



milk



self






sand



lamp



tent




dump






nest



mask



fist




gasp








act




wept



next



helm







call




hall



wall




tall






roll



pull



bull




doll

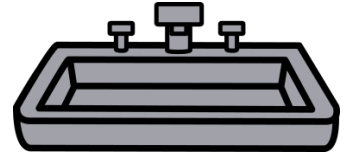




tank



sink



honk

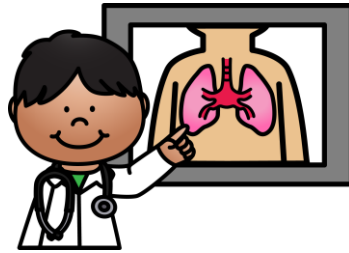


wink






lung



GPH+B UNIT 5: Lessons 9

Little Minds at Work – ©Tara West



wing



GPH+B UNIT 5: Lessons 9

Little Minds at Work – ©Tara West



sing



GPH+B UNIT 5: Lessons 9

Little Minds at Work – ©Tara West



fang




GPH+B UNIT 5: Lessons 9

Little Minds at Work – ©Tara West



bark



car



barn




star






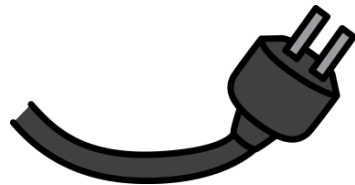
horn



cork



cord



storm







clerk



fern



herd



perm






dirt



bird



girl



stir






hurl



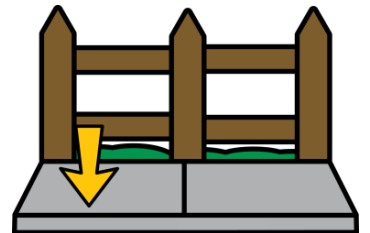
surf



burn




curb

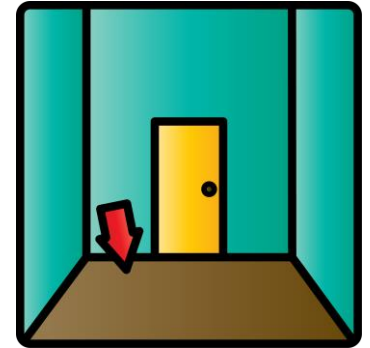





boar



floor



oar



soar





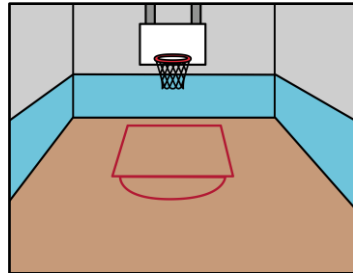
four



store



court




snore





hare



GPH+B UNIT 5: Lessons 17

Little Minds at Work – ©Tara West



chair




GPH+B UNIT 5: Lessons 17

Little Minds at Work – ©Tara West



pear




GPH+B UNIT 5: Lessons 17

Little Minds at Work – ©Tara West



square



GPH+B UNIT 5: Lessons 17


Little Minds at Work – ©Tara West




ear



gear



deer




fear






alert




salad



awake





zebra







knife




knot



knit



knock






gnome



gnat



wrist



wrap







wrung




wreck



limb




lamb







comb




phase



phone




graph





COLOR CODE MATS

Directions: Decode and cover the matching words.





























help	raft	gift	gulp	cold	help
gift	gulp	cold	gift	help	raft
cold	raft	help	raft	gift	gulp
raft	gift	gulp	cold	gulp	help



ROLL AND WRITE

Directions: Roll a cube and move that many spaces. Encode the word.

 START							
							
							
							
							
						 END	





SPIN AND WRITE

Directions: Spin the spinner to generate a word. Write the word and continue to spin.



Spin It






SPIN + SEARCH

Directions: Spin the spinner. Cover the matching word.

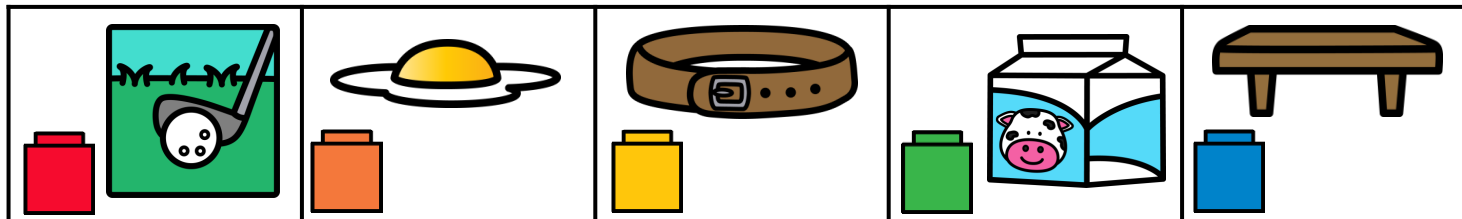
raft	gift	help	gulp
gift	gulp	cold	raft
help	raft	help	cold
gulp	cold	gift	help
raft	help	cold	gulp
cold	gulp	raft	gift





COLOR CODE MATS

Directions: Decode and cover the matching words.





























golf	belt	yolk	shelf	milk	yolk
yolk	milk	shelf	golf	shelf	belt
shelf	golf	belt	milk	yolk	golf
belt	yolk	belt	shelf	golf	milk



ROLL AND WRITE

Directions: Roll a cube and move that many spaces. Encode the word.

							
START							
							
							
							
							END






SPIN AND WRITE

Directions: Spin the spinner to generate a word. Write the word and continue to spin.



Spin It







SPIN + SEARCH

Directions: Spin the spinner. Cover the matching word.

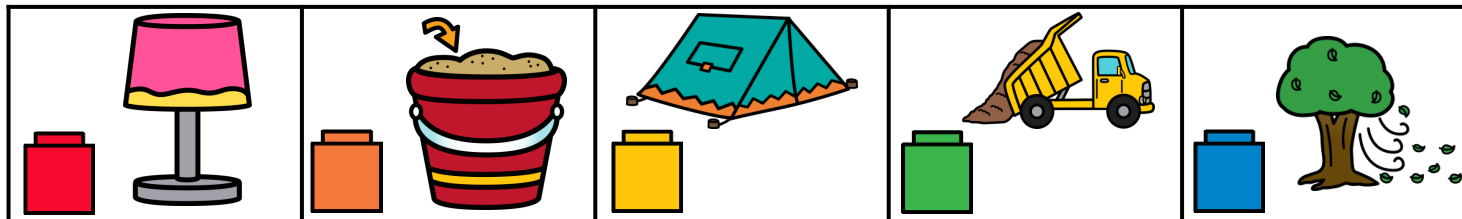
milk	golf	shelf	belt
yolk	belt	yolk	golf
shelf	belt	milk	yolk
belt	yolk	golf	shelf
shelf	milk	yolk	golf
golf	shelf	belt	milk





COLOR CODE MATS

Directions: Decode and cover the matching words.





























sand	dump	tent	wind	sand	lamp
tent	lamp	dump	sand	wind	dump
dump	sand	wind	lamp	tent	lamp
lamp	tent	dump	tent	sand	wind



ROLL AND WRITE

Directions: Roll a cube and move that many spaces. Encode the word.

							
START							
							
							
							
							END





SPIN AND WRITE

Directions: Spin the spinner to generate a word. Write the word and continue to spin.




Spin It





SPIN + SEARCH Directions: Spin the spinner. Cover the matching word.


dump	sand	tent	lamp
tent	wind	lamp	dump
sand	dump	sand	wind
lamp	tent	lamp	sand
tent	dump	wind	lamp
sand	wind	tent	dump





COLOR CODE MATS

Directions: Decode and cover the matching words.

















gasp	vest	fist	desk	nest	gasp
nest	desk	vest	gasp	vest	fist
vest	gasp	nest	fist	fist	desk
fist	nest	desk	vest	gasp	nest



ROLL AND WRITE

Directions: Roll a cube and move that many spaces. Encode the word.

							
START							
							
							
							
							END






SPIN AND WRITE

Directions: Spin the spinner to generate a word. Write the word and continue to spin.



Spin It







SPIN + SEARCH


Directions: Spin the spinner. Cover the matching word.

desk	gasp	vest	fist
fist	vest	fist	nest
gasp	fist	gasp	desk
vest	desk	nest	vest
desk	nest	fist	gasp
nest	gasp	desk	vest





COLOR CODE MATS Directions: Decode and cover the matching words.





























swept	next	act	wept	next	film
wept	film	swept	next	act	swept
next	act	swept	film	wept	act
film	swept	wept	act	film	next



ROLL AND WRITE

Directions: Roll a cube and move that many spaces. Encode the word.

							
START							
							
							
							
							END






SPIN AND WRITE

Directions: Spin the spinner to generate a word. Write the word and continue to spin.





Spin It






SPIN + SEARCH Directions: Spin the spinner. Cover the matching word.

film	swept	act	wept
next	act	wept	film
swept	film	act	next
act	wept	swept	film
wept	next	wept	swept
next	swept	film	act





COLOR CODE MATS Directions: Decode and cover the matching words.





























hall	tall	call	wall	ball	call
call	wall	ball	wall	hall	tall
ball	hall	tall	hall	call	wall
tall	call	wall	ball	tall	hall



ROLL AND WRITE

Directions: Roll a cube and move that many spaces. Encode the word.

 START							
							
							
							
							
							END






SPIN AND WRITE

Directions: Spin the spinner to generate a word. Write the word and continue to spin.



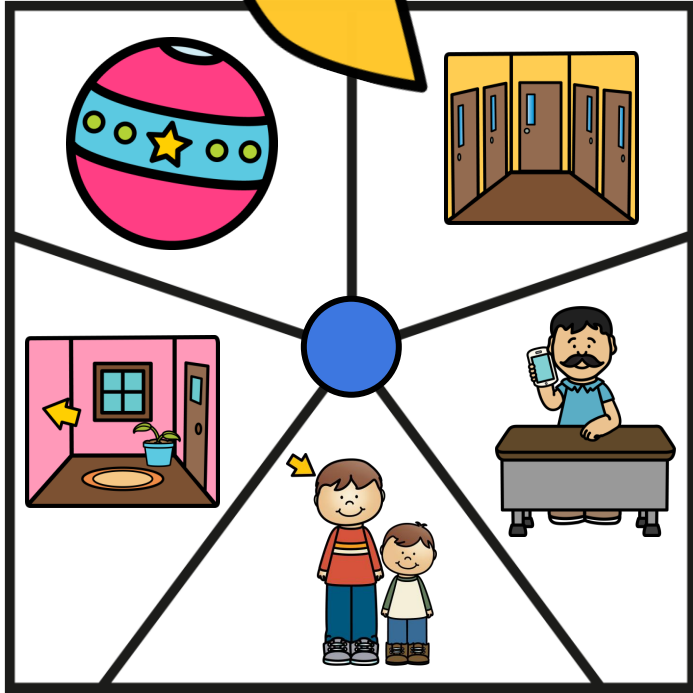

Spin It






SPIN + SEARCH Directions: Spin the spinner. Cover the matching word.

ball	call	wall	tall
hall	wall	tall	call
call	tall	hall	ball
wall	ball	wall	call
tall	hall	call	ball
hall	wall	ball	tall





COLOR CODE MATS Directions: Decode and cover the matching words.






















pull	roll	gull	troll	pull	bull
gull	troll	bull	bull	roll	pull
roll	pull	roll	gull	bull	troll
troll	bull	gull	roll	pull	gull



ROLL AND WRITE

Directions: Roll a cube and move that many spaces. Encode the word.

							
START							
							
							
							
							END






SPIN AND WRITE

Directions: Spin the spinner to generate a word. Write the word and continue to spin.





Spin It





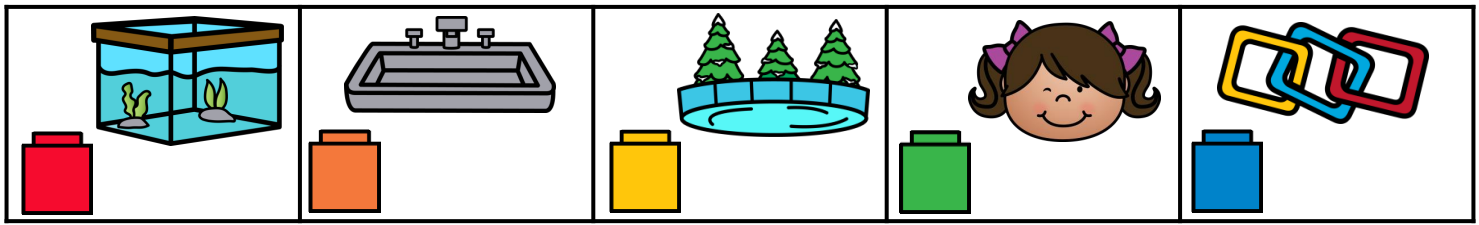
SPIN + SEARCH Directions: Spin the spinner. Cover the matching word.

bull	roll	gull	troll
gull	pull	bull	roll
bull	troll	pull	roll
roll	troll	gull	bull
pull	bull	troll	pull
troll	gull	roll	gull





COLOR CODE MATS Directions: Decode and cover the matching words.



tank	rink	link	sink	tank	wink
sink	wink	tank	link	rink	link
rink	link	rink	wink	tank	sink
wink	tank	sink	rink	link	wink



ROLL AND WRITE

Directions: Roll a cube and move that many spaces. Encode the word.

 START							
					 END		




SPIN AND WRITE

Directions: Spin the spinner to generate a word. Write the word and continue to spin.





Spin It





SPIN + SEARCH Directions: Spin the spinner. Cover the matching word.


link	tank	sink	wink
sink	rink	wink	rink
tank	wink	sink	link
rink	link	tank	sink
link	sink	wink	rink
tank	rink	link	tank





COLOR CODE MATS

Directions: Decode and cover the matching words.



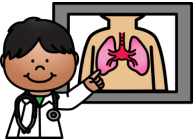

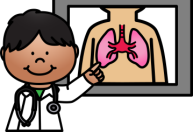



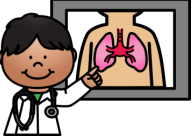





lung	ring	wing	ring	fang	king
wing	fang	king	lung	king	ring
king	lung	ring	fang	wing	lung
fang	ring	king	wing	lung	wing



ROLL AND WRITE

Directions: Roll a cube and move that many spaces. Encode the word.

							
START							
							
							
							
							END






SPIN AND WRITE

Directions: Spin the spinner to generate a word. Write the word and continue to spin.



Spin It







SPIN + SEARCH

Directions: Spin the spinner. Cover the matching word.

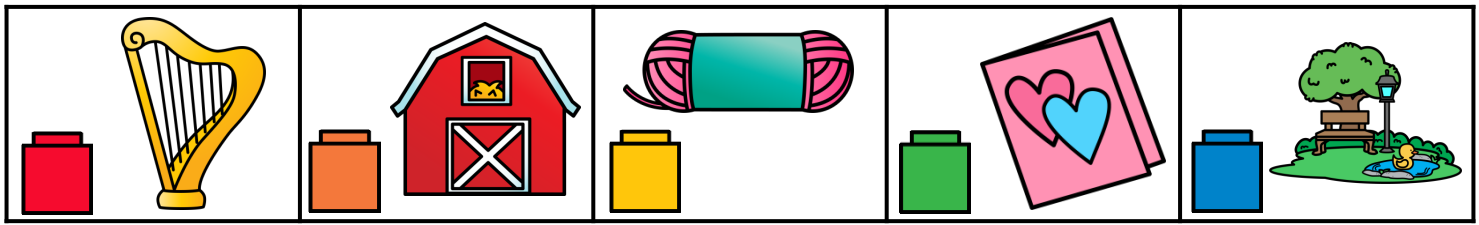
ring	fang	king	wing
king	lung	wing	fang
ring	wing	ring	king
lung	king	fang	king
ring	fang	wing	lung
fang	wing	lung	ring





COLOR CODE MATS

Directions: Decode and cover the matching words.





























yarn	card	yarn	harp	park	barn
harp	park	barn	card	yarn	park
barn	yarn	harp	park	harp	card
card	harp	yarn	barn	card	park



ROLL AND WRITE

Directions: Roll a cube and move that many spaces. Encode the word.

							
START							
							
							
							
							END






SPIN AND WRITE

Directions: Spin the spinner to generate a word. Write the word and continue to spin.



Spin It







SPIN + SEARCH

Directions: Spin the spinner. Cover the matching word.

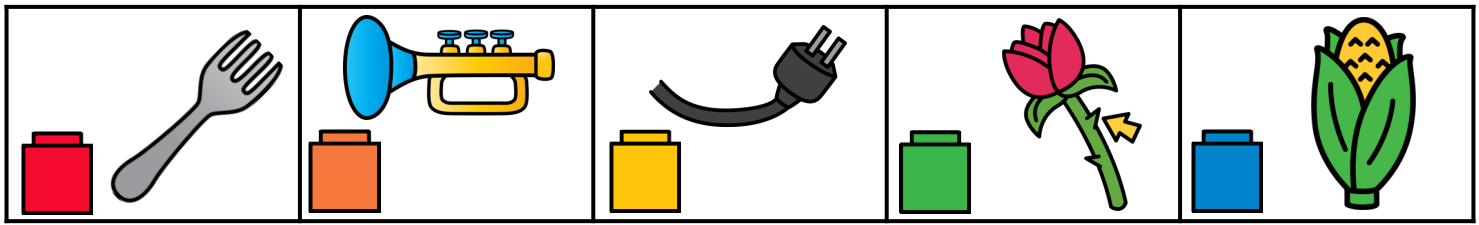
park	harp	yarn	card
barn	yarn	park	harp
card	harp	park	yarn
harp	barn	card	park
barn	park	yarn	card
yarn	card	harp	barn





COLOR CODE MATS

Directions: Decode and cover the matching words.



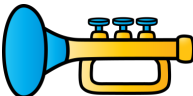



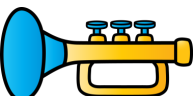






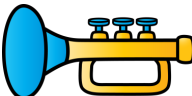




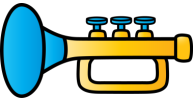


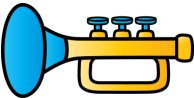






cord	corn	fork	thorn	cord	horn
fork	horn	thorn	cord	corn	thorn
thorn	cord	corn	horn	fork	corn
horn	fork	thorn	corn	cord	fork



ROLL AND WRITE

Directions: Roll a cube and move that many spaces. Encode the word.

							
START							
							
							
							
							END






SPIN AND WRITE

Directions: Spin the spinner to generate a word. Write the word and continue to spin.





Spin It





SPIN + SEARCH Directions: Spin the spinner. Cover the matching word.


fork	corn	cord	thorn
cord	horn	fork	corn
corn	thorn	horn	cord
cord	fork	horn	corn
thorn	horn	corn	fork
horn	cord	fork	thorn





COLOR CODE MATS

Directions: Decode and cover the matching words.





























clerk	perch	fern	clerk	perm	herd
fern	herd	perm	clerk	herd	perch
perch	clerk	fern	herd	fern	perm
perm	fern	herd	perch	clerk	perch



ROLL AND WRITE

Directions: Roll a cube and move that many spaces. Encode the word.

 START							
							
							
							
							
						 END	






SPIN AND WRITE

Directions: Spin the spinner to generate a word. Write the word and continue to spin.




Spin It





SPIN + SEARCH Directions: Spin the spinner. Cover the matching word.


herd	perch	clerk	perm
perm	clerk	fern	perch
perch	herd	perm	herd
clerk	fern	herd	perch
fern	perm	clerk	fern
fern	herd	perch	clerk





COLOR CODE MATS

Directions: Decode and cover the matching words.





























dirt	girl	bird	shirt	bird	whirl
bird	shirt	whirl	girl	dirt	shirt
shirt	girl	dirt	whirl	bird	girl
whirl	dirt	girl	bird	shirt	dirt



ROLL AND WRITE

Directions: Roll a cube and move that many spaces. Encode the word.

							
START							
							
							
							
							END






SPIN AND WRITE

Directions: Spin the spinner to generate a word. Write the word and continue to spin.



Spin It







SPIN + SEARCH

Directions: Spin the spinner. Cover the matching word.


bird	girl	shirt	whirl
girl	shirt	whirl	dirt
whirl	dirt	shirt	bird
shirt	bird	girl	whirl
dirt	whirl	dirt	shirt
bird	dirt	bird	girl





COLOR CODE MATS

Directions: Decode and cover the matching words.





























curl	turn	surf	burn	hurt	curl
surf	burn	hurt	curl	burn	turn
turn	hurt	burn	hurt	surf	curl
hurt	surf	curl	turn	surf	burn



ROLL AND WRITE

Directions: Roll a cube and move that many spaces. Encode the word.

 START							
							
							
							
							
						END	






SPIN AND WRITE

Directions: Spin the spinner to generate a word. Write the word and continue to spin.





Spin It





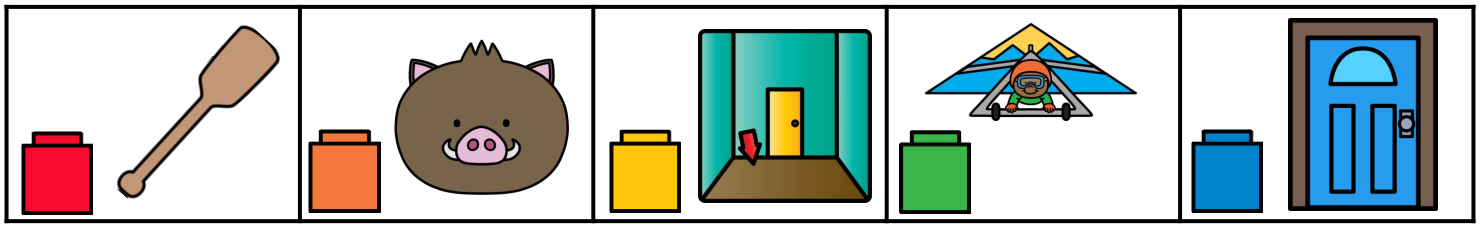
SPIN + SEARCH Directions: Spin the spinner. Cover the matching word.

surf	burn	curl	turn
hurt	turn	burn	surf
burn	curl	hurt	turn
hurt	surf	curl	burn
turn	hurt	burn	curl
curl	hurt	surf	turn





COLOR CODE MATS Directions: Decode and cover the matching words.


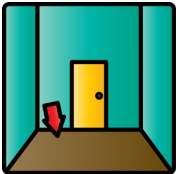



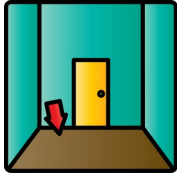



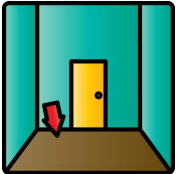











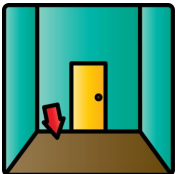






boar	door	floor	soar	boar	oar
floor	oar	door	boar	door	soar
soar	oar	door	oar	floor	boar
door	floor	boar	floor	oar	soar



ROLL AND WRITE

Directions: Roll a cube and move that many spaces. Encode the word.

							
START							
							
							
							
							END






SPIN AND WRITE

Directions: Spin the spinner to generate a word. Write the word and continue to spin.



Spin It







SPIN + SEARCH

Directions: Spin the spinner. Cover the matching word.


door	oar	floor	boar
floor	boar	soar	oar
boar	oar	door	soar
oar	floor	boar	door
soar	door	oar	soar
door	boar	soar	floor





COLOR CODE MATS

Directions: Decode and cover the matching words.































four	tore	pour	gourd	snore	pour
gourd	pour	four	snore	tore	snore
four	snore	tore	pour	four	gourd
pour	four	gourd	snore	gourd	tore



ROLL AND WRITE

Directions: Roll a cube and move that many spaces. Encode the word.






SPIN AND WRITE

Directions: Spin the spinner to generate a word. Write the word and continue to spin.





Spin It





SPIN + SEARCH Directions: Spin the spinner. Cover the matching word.


snore	gourd	tore	pour
tore	pour	four	tore
gourd	four	pour	snore
pour	snore	tore	gourd
four	gourd	pour	four
snore	tore	snore	gourd





COLOR CODE MATS

Directions: Decode and cover the matching words.



chair	hare	pear	bear	chair	share
bear	pear	share	chair	hare	pear
share	chair	hare	pear	bear	share
hare	bear	hare	share	chair	pear



ROLL AND WRITE


Directions: Roll a cube and move that many spaces. Encode the word.



START



END






SPIN AND WRITE

Directions: Spin the spinner to generate a word. Write the word and continue to spin.



Spin It







SPIN + SEARCH

Directions: Spin the spinner. Cover the matching word.

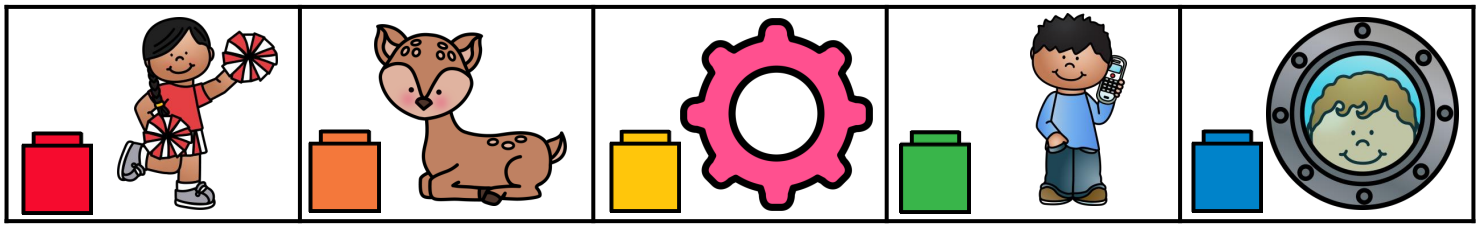
hare	chair	pear	share
pear	share	hare	bear
bear	share	chair	hare
share	pear	bear	pear
hare	chair	share	chair
chair	bear	hare	pear





COLOR CODE MATS

Directions: Decode and cover the matching words.





























deer	peer	gear	peer	hear	cheer
hear	cheer	hear	deer	peer	gear
peer	gear	deer	hear	cheer	deer
cheer	hear	cheer	gear	deer	peer



ROLL AND WRITE

Directions: Roll a cube and move that many spaces. Encode the word.

							
START							
							
							
							
							END






SPIN AND WRITE

Directions: Spin the spinner to generate a word. Write the word and continue to spin.





Spin It





SPIN + SEARCH Directions: Spin the spinner. Cover the matching word.


gear	cheer	hear	peer
hear	deer	peer	gear
deer	gear	deer	cheer
peer	hear	peer	deer
cheer	deer	cheer	gear
hear	peer	gear	hear





COLOR CODE MATS

Directions: Decode and cover the matching words.



snore	barn	door	clerk	deer	snore
clerk	snore	barn	clerk	door	snore
deer	clerk	deer	snore	barn	deer
door	barn	door	deer	clerk	barn




ROLL AND WRITE


Directions: Roll a cube and move that many spaces. Encode the word.



START



END






SPIN AND WRITE

Directions: Spin the spinner to generate a word. Write the word and continue to spin.



Spin It







SPIN + SEARCH

Directions: Spin the spinner. Cover the matching word.

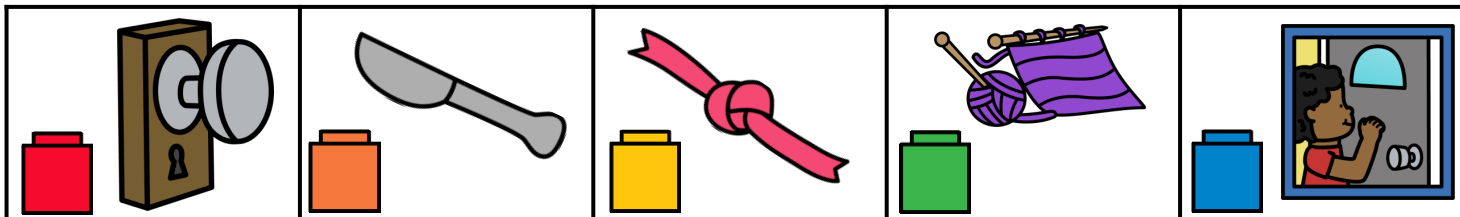
clerk	barn	deer	barn
barn	deer	door	clerk
door	door	barn	deer
clerk	deer	clerk	snore
door	clerk	deer	snore
snore	barn	snore	door





COLOR CODE MATS

Directions: Decode and cover the matching words.




knot	knock	knife	knit	knob	knife
knife	knob	knock	knot	knock	knit
knit	knot	knock	knob	knife	knot
knob	knit	knit	knife	knock	knot



ROLL AND WRITE

Directions: Roll a cube and move that many spaces. Encode the word.

							
START							
							
							
							
							END



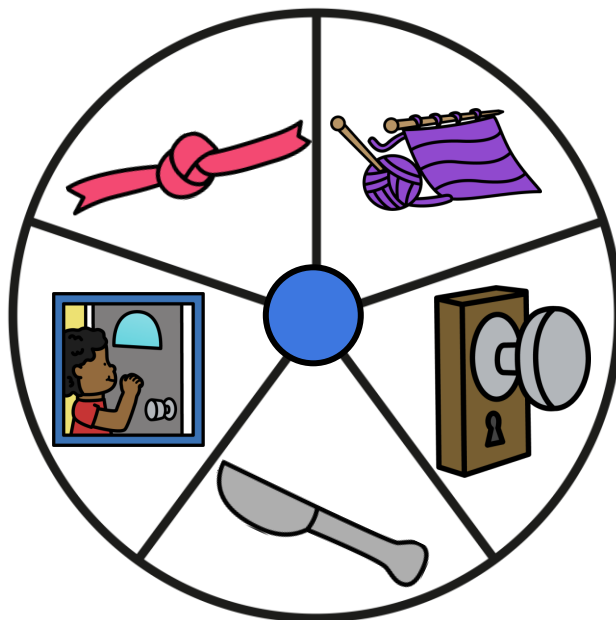


SPIN AND WRITE

Directions: Spin the spinner to generate a word. Write the word and continue to spin.



Spin It

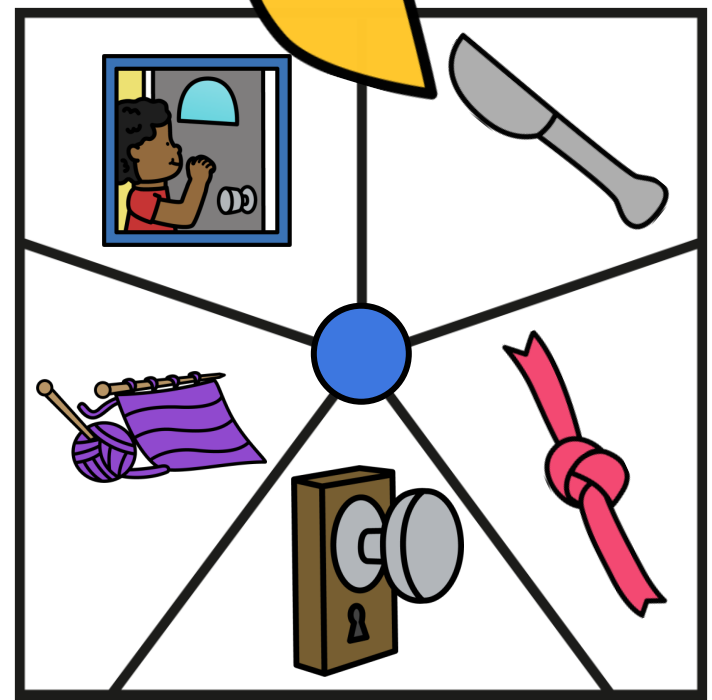





SPIN + SEARCH

Directions: Spin the spinner. Cover the matching word.

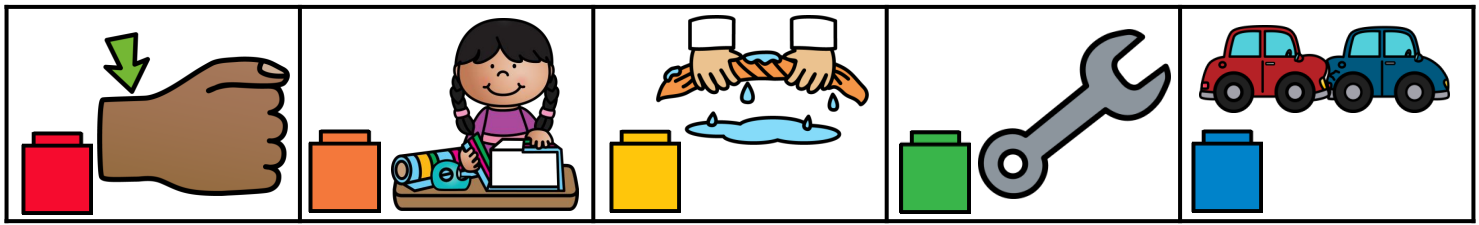
knock	knit	knot	knife
knob	knife	knob	knit
knot	knock	knife	knob
knit	knife	knock	knot
knot	knob	knit	knock
knock	knot	knob	knife





COLOR CODE MATS

Directions: Decode and cover the matching words.





























wrap	wrench	wrung	wrist	wreck	wrench
wrung	wrist	wreck	wrench	wrist	wrap
wrench	wrung	wrap	wrung	wrist	wreck
wrist	wrung	wrap	wreck	wrap	wrench



ROLL AND WRITE

Directions: Roll a cube and move that many spaces. Encode the word.

 START							
							
							
							
							
							
						END	




SPIN AND WRITE

Directions: Spin the spinner to generate a word. Write the word and continue to spin.





Spin It






SPIN + SEARCH Directions: Spin the spinner. Cover the matching word.

wrench	wrap	wreck	wrist
wrung	wreck	wrench	wrap
wrap	wreck	wrist	wrench
wreck	wrench	wrap	wrung
wrist	wrung	wrist	wreck
wrung	wrist	wrench	wrap





COLOR CODE MATS Directions: Decode and cover the matching words.





























crumb	limb	comb	limb	thumb	lamb
comb	lamb	thumb	lamb	crumb	thumb
limb	comb	crumb	lamb	comb	limb
lamb	comb	limb	crumb	thumb	crumb



ROLL AND WRITE

Directions: Roll a cube and move that many spaces. Encode the word.

							
START							
							
							
							
							END






SPIN AND WRITE

Directions: Spin the spinner to generate a word. Write the word and continue to spin.



Spin It







SPIN + SEARCH


Directions: Spin the spinner. Cover the matching word.

thumb	lamb	crumb	limb
crumb	comb	thumb	lamb
limb	thumb	limb	comb
lamb	limb	comb	crumb
thumb	crumb	lamb	comb
limb	comb	thumb	lamb





COLOR CODE MATS Directions: Decode and cover the matching words.





























gnat	phase	phone	gnome	graph	gnat
phone	graph	gnat	graph	phase	phone
phase	gnome	phone	gnat	graph	gnome
gnome	graph	phase	phone	phase	gnat



ROLL AND WRITE

Directions: Roll a cube and move that many spaces. Encode the word.

							
START							
							
							
							
							END




SPIN AND WRITE

Directions: Spin the spinner to generate a word. Write the word and continue to spin.





Spin It





SPIN + SEARCH Directions: Spin the spinner. Cover the matching word.

phase	graph	gnome	phone
graph	gnat	phone	phase
gnome	phone	graph	gnat
gnome	phase	phone	gnome
gnat	graph	gnat	graph
phone	gnome	phase	gnat




Name:



1. Write the words.



1. Highlight the focus words.
2. Underline the irregular words.
3. Read the passage 3 times.




We dove off the raft into the lake. We could see kelp and a lot of swift fish. When we were done, we left the lake and drove to the loft so that we could relax.





Name: _____



1. Write the words.



1. Highlight the focus words.
2. Underline the irregular words.
3. Read the passage 3 times.



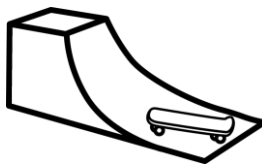



Jeff sat with a sad face. His dad said, “Do not sulk. We should go play golf.” Jeff got his club from the top shelf. He felt glad that he would get to play a golf game with his dad.




Name: _____



1. Write the words.



1. Highlight the focus words.
2. Underline the irregular words.
3. Read the passage 3 times.




Pete went to the shop to spend his cash. He got a pump and a hand bell for his bike. “I spent a lot,” said Pete, but he was not upset. Pete was glad he got the stuff.




Name: _____



1. Write the words.



- 1. Highlight the focus words.
- 2. Underline the irregular words.
- 3. Read the passage 3 times.



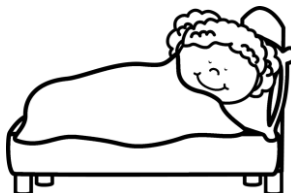



Tess sat at her desk.
“Miss Rusk, can I ask
if the test will be at
the end of class?”
“Yes,” she said. “I
trust you will do your
best on it. Do not go
fast. Be sure to take
your time.”




Name: _____



1. Write the words.



1. Highlight the focus words.
2. Underline the irregular words.
3. Read the passage 3 times.





Jax sat next to Jill in the shade of the huge elm. He sent a text to his mom to see if she would let them see a film. His mom sent back a note that said they could go.




Name: _____



1. Write the words.



1. Highlight the focus words.
2. Underline the irregular words.
3. Read the passage 3 times.





Mel had a list with a lot of stuff to do on it. She swept her space. Next, she had to dust the chest in the hall. The last task on the list was to pick up a ball at a stall in the mall.




Name: _____



1. Write the words.



1. Highlight the focus words.
2. Underline the irregular words.
3. Read the passage 3 times.



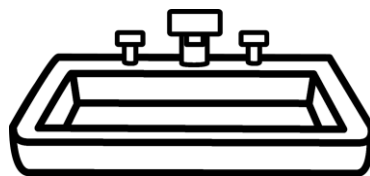
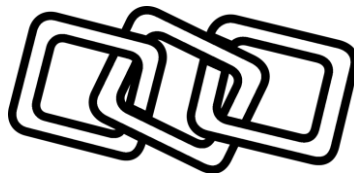
Sam sat on a big,
dull stone that was in
the sand on the gulf.
He said, “I hope I
get a fish.” The rod
began to bob so he
had to pull up on it.
He got a big fish! But
then a gull got it.




Name: _____



1. Write the words.



1. Highlight the focus words.
2. Underline the irregular words.
3. Read the passage 3 times.



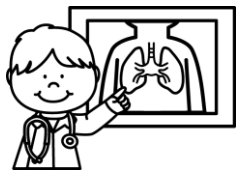
**Lin had a lot to do.
She had to get rid of
the junk in the trunk.
Then, she had to
chunk it into the
trash bin. When she
was done, she drank
a big glass of pink
milk.**




Name: _____



1. Write the words.



- 1. Highlight the focus words.
- 2. Underline the irregular words.
- 3. Read the passage 3 times.





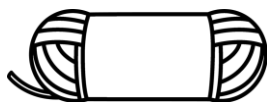
Shang sat on the
deck and hung his
legs off the side.
Then he felt a sting
on his left leg. An
insect had bit him.
Shang said, “I am
just glad it was not
the fang of a snake.”





Name: _____



1. Write the words.



1. Highlight the focus words.
2. Underline the irregular words.
3. Read the passage 3 times.




Bart was at the park when he fell hard on his left arm. He drove to the doc. She gave his chart a look and said, “You will have to get a cast. There will be a little scar as well.”




Name: _____



1. Write the words.



1. Highlight the focus words.
2. Underline the irregular words.
3. Read the passage 3 times.




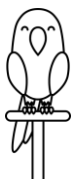
Norm sat on the porch with his mom. He said, “I think I felt a drip.” “It will storm in a bit. We should go inside, and I will make you a plate of corn and a pork chop,” she said.




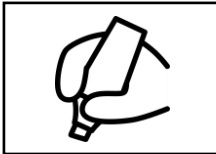
Name: _____



1. Write the words.



1. Highlight the focus words.
2. Underline the irregular words.
3. Read the passage 3 times.




Piper is my mother.
She is a clerk at the
corner shop. She has
to order copper and
then offer it to those
who enter the shop.
She is the best seller
at that place.




Name: _____



1. Write the words.



1. Highlight the focus words.
2. Underline the irregular words.
3. Read the passage 3 times.



A red bird made a small nest in the tall birch. Then, a black bird made a nest in a fir. A third bird went to the first and gave a chirp. Then, it sat in the nest with the red bird.



Name: _____



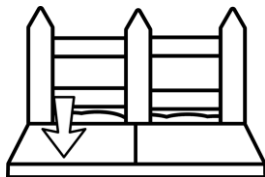
1. Write the words.














1. Highlight the focus words.
2. Underline the irregular words.
3. Read the passage 3 times.




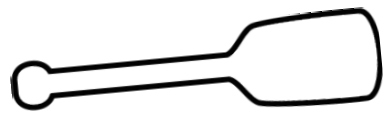
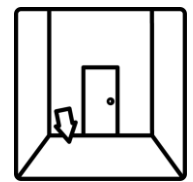

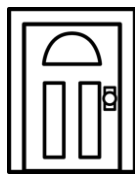
**We are at the race.
Look at the man in
the turbo car. He is a
blur when we see
him turn. Did he hit
the curb? No, he did
not. We can smell
the rubber burn as he
makes it to the end.**




Name: _____



1. Write the words.



1. Highlight the focus words.
2. Underline the irregular words.
3. Read the passage 3 times.




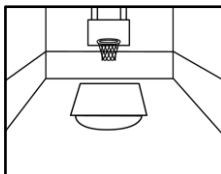
Barb and Brett were on a raft. Barb set the oar on the floor of the raft and gave a look up to the sky. “I wish I could soar like a bird,” said Barb. “I think it would be fun.”




Name: _____



1. Write the words.



1. Highlight the focus words.
2. Underline the irregular words.
3. Read the passage 3 times.





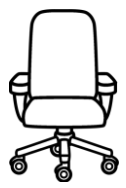
It was time for the fourth-grade class to play on the court. They each had on a shirt with a number. If the kid wore an odd number, then they would stand on the left.





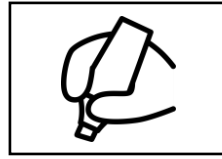
Name: _____



1. Write the words.



1. Highlight the focus words.
2. Underline the irregular words.
3. Read the passage 3 times.




“Dad, can you repair my chair?” said Mare. “The leg broke on it.” “I think I have a spare leg in the shed. I will grab it along with my hammer and square so that I can fix it.”




Name: _____



1. Write the words.



1. Highlight the focus words.
2. Underline the irregular words.
3. Read the passage 3 times.




Jan had to grab her bag that had her gear in it. It was time for her to cheer at the big game. Once she was there, she gave a yell, "This will be the best year. We will win!"





Name: _____



1. Write the words.



1. Highlight the focus words.
2. Underline the irregular words.
3. Read the passage 3 times.




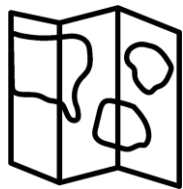

Pat said, “I must take care of this chore before I can surf. I have to fix the cord under the shelf. Once that is done, I will lock up the door and go to the north shore.”





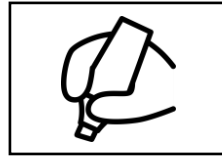
Name: _____



1. Write the words.



1. Highlight the focus words.
2. Underline the irregular words.
3. Read the passage 3 times.



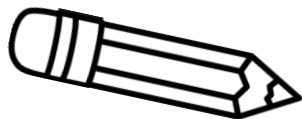


April said, “I want to have a dress-up bash. I will be a panda.” Rex said, “I think I will be a zebra.” Then, April said, “We will drink lemon-lime soda and have salad.”




Name: _____



1. Write the words.



1. Highlight the focus words.
2. Underline the irregular words.
3. Read the passage 3 times.




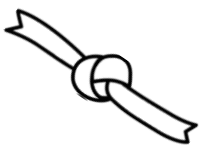
**Blake sat on the sofa
with his mother.
“Can we look at the
picture album?”
“Sure,” said his
mom. He said,
“Look, Mom! That
was me after my first
bite of carrot.”**




Name: _____



1. Write the words.



1. Highlight the focus words.
2. Underline the irregular words.
3. Read the passage 3 times.



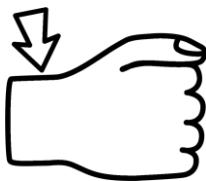


A troll was in bed
when there was a
knock on the door. It
was a small gnome
that was lost. “Can
you help me get
back to my home?”
The kind troll said, “I
shall help you.”




Name: _____



1. Write the words.



1. Highlight the focus words.
2. Underline the irregular words.
3. Read the passage 3 times.




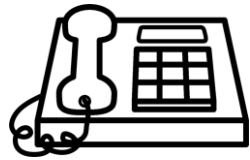
June was in a contest. She had to wrap a gift before the others could. She was quick. When it was over, June was the winner. She was numb. She had done it!




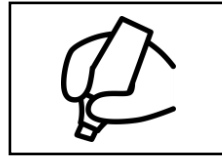
Name:



1. Write the words.



1. Highlight the focus words.
2. Underline the irregular words.
3. Read the passage 3 times.



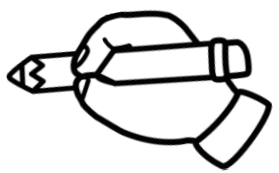

Ralph was in his
backyard. He said,
“I think that is a
gopher by the shed.
I must get a picture.”
Click! After he had
the photo, he stuck it
in a frame and set it
on his desk.




Name: _____



1. Write the words.



1. Highlight the focus words.
2. Underline the irregular words.
3. Read the passage 3 times.



**Beth was a wreck.
She hurt her wrist
when she went up
the slide. A doctor
had to wrap it. She
said to Beth, "You
should not climb
on the slide."**



Guided Phonics + Beyond Curriculum

The Guided Phonics + Beyond Curriculum is the property of Tara West and is protected through copyright and trademark registrations. All rights reserved.

No part of this digital download may be reproduced electronically, shared without additional licenses, or placed on the internet for others to access without the prior permission from the publisher, Tara West.

If you are a school district using this download as curriculum for more than one teacher an additional school license will need to be purchased.

Fonts used within this download are intellectual property of Kimberly Geswein and Print Designs by Kris.

The clipart images are intellectual property of Laura Strickland of Whimsy Clip, Christine O'Brien Creativ, Print Designs by Kris, Hidesy's Clipart, and PartyHead Graphics.

Contact Information

Email: littlemindsatworkLLC@gmail.com

Website: www.littlemindsatwork.org

Store: <http://www.teacherspayteachers.com/Store/Tara-West>